


ASCO[®]
TODAY

Guaranteed same day shipment†



Over 2000 of today's most popular products





Delivery, Quality, and Value are ASCO's commitment to you. The ASCO Today program features a range of flow control and monitoring products available for shipment the same day you order them. ASCO guarantees[†] to ship any order received **before 3 PM EST for up to 25 pieces per product** from this catalog the same day or ASCO pays the shipping costs. Orders entered after 3 PM EST will ship the following business day. (Saturdays, Sundays, and Holidays are excluded.) Orders for same day shipment cannot be cancelled or adjusted once entered.

The products listed in this catalog provide the performance required for a variety of system and process applications including boiler, air handling, process control, and water and steam control. The control voltages available for each product are the primary voltages used in industrial and commercial applications today.

We are committed to providing you with an unmatched level of customer service, quality, and reliability. The performance information shown is abbreviated to allow for easy selection of express delivery products. If you cannot find the product you need or if you need more detailed specifications, visit www.ascovalve.com, or call 800-972-2726.

How to Order

Pipe Size (ins.)	Orifice (ins.)	Cv Flow	Operating Pressure Differential (psi)				Max. Fluid Temp. °F	Valve Catalog Number	Body Material	Sealing Material	Voltage	Valve Order Code	Wattage	Approvals		Rebuild Kit Order Code	Replacement Coil Order Code	Approx. Shipping Weight (lbs.)		
			Max.											UL					FM	
			Min.	Air	Water	Light Oil														
1/2	5/8	4	0	150	150	-	180	8210G094	BR	NBR	240/60,220/50	20243	10.1	○	-	302272	238610-058-D*	3.2		

Find the valve that you are looking for in the provided tables. The tables provide information on the following characteristics to help in making your choice:

- Pipe Size
- Orifice Size
- Cv Flow
- Operating Pressure Differential
- Maximum Fluid Temperature
- ASCO Catalog Number (For reference only)
- Body Material
- Seal Material
- Coil Voltage
- Coil Wattage
- Approvals

CAUTION: Users should consult www.ascovalve.com or catalog 33A to see complete specifications for the product selected from this catalog.

Solenoid valves with DC voltages have been highlighted in grey to simplify product evaluation. Definitions of symbols and abbreviations can be found on page 31 & 32 of this catalog.

When ordering a Valve Product, simply supply the **Valve Order Code** ① located in the table.

Example: 20243

When ordering a Rebuild Kit for a valve, supply the **Rebuild Kit Order Code** ② located in the table.

Example: 302272

If a replacement coil is needed for a valve, supply the **Replacement Coil Order Code** ③ located in the table.

Example: 238610-058-D

When ordering products other than solenoid valves, please supply the **Order Code** located in each table.

⚠ WARNING: Improper selection or use of products and related items in this catalog can cause death, serious injury or property damage.


[†]As industry requirements change, ASCO reserves the right to modify the contents of this catalog and program parameters without notification. Updates on this program can be obtained from the ASCO website www.ascovalve.com or by calling 800-972-2726, or by contacting your local ASCO representative or distributor and referencing the ASCO Today program.

Table of Contents

• General Service			
2-Way Normally Closed		1-6	
2-Way Normally Open		7	
2-Way Slow Closing		10	
3-Way Normally Closed		11-14	
3-Way Normally Open		11-14	
3-Way Universal		11-13	
4-Way Inline		15-17	
4-Way NAMUR		17	
• Plastic Body			
2-Way Normally Closed		3	
3-Way Normally Closed		13	
• Air Operated			
2-Way Angle Body Piston		8	
2-Way Normally Closed		8	
2-Way Normally Open		8	
3-Way Normally Closed		8	
• Hot Water/Steam			
2-Way Normally Closed		9	
2-Way Normally Open		10	
2-Way Slow Closing		10	
• Cryogenic			
2-Way Normally Closed		10	
• Group Mount			
2-Way Normally Closed		16	
3-Way Normally Closed		16	
3-Way Universal		16	
4-Way Inline		16	
• ISO Pneumatic			
4-Way Inline		18	
• Intrinsically Safe			
3-Way Normally Closed		18	
3-Way Universal		18	
4-Way Inline		18	
• Low Power			
3-Way Normally Closed		18	
3-Way Universal		18	
4-Way Inline		18	
• Manual Reset			
2-Way Normally Open		19	
3-Way Universal		19	
3-Way Low Power		19	
• Valve Monitoring Systems (VMS)			
VMS		20	
Pilot Valves		20	
Accessories		20	
• Combustion			
2-Way Normally Closed		21	
2-Way Normally Open		21	
2-Way Manual Reset		21	
Electro-Hydraulic		22	
Cable Release		22	
Fuel Oil		23	
• Dust Collector			
2-Way Pulse Valves		24	
2-Way Remote Pilot Valves		24	
Pilot Boxes		24	
• Micro-Miniature			
2-Way Normally Closed		25	
3-Way Universal		25	
3-Way Isolation		25	
• Pressure/Temperature Switch			
H Series		26	
P Series		27-28	
S Series		28	
Accessories		28	
• Accessories			
Filters and Regulators		29	
Adjustable Flow Control		30	
Pipe Line Strainers		30	
Quick Exhaust/Shuttle Valves		30	
Check Valves		30	
Din Connectors		31	
Electronic Timer		31	
Mufflers		31	
• Prefix and Suffix Definitions		31	
• Coil Temperature Ratings		32	
• Abbreviation Descriptions		32	

Two way (2/2) general service solenoid valves have one inlet port and one outlet port.

- Control of air, water, light oil, non-corrosive media
- Normally Closed (opens when energized) and Normally Open (closes when energized) operation
- Size range of 1/8" to 3"



General Service - 2/2 NC 1/8"

Pipe Size (ins.)	Orifice (ins.)	Cv Flow	Operating Pressure Differential (psi)				Max. Fluid Temp. °F	Valve Catalog Number	Body Material	Sealing Material	Voltage	Valve Order Code	Wattage	Approvals		Rebuild Kit Order Code	Replacement Coil Order Code	Approx. Shipping Weight (lbs.)
			Min.	Max.										UL	FM			
				Air	Water	Light Oil												
2/2 Normally Closed																		
1/8	3/64	0.06	0	750	750	530	180	8262G001	BR	NBR	120/60,110/50	20385	6.1	○	●	302006	238210-032-D*	2.3
											240/60,220/50	21726					238210-058-D*	
	1/16	0.07	0	125	125	125	77	U8225B002V	BR	FKM	24/DC	03064	6.9	□	-	-	400115-142-D*	0.5
											12/DC	03020					400115-141-D*	
	1/16	0.07	0	125	125	125	77	SC8225B002V	BR	FKM	24/DC	03115	6.9	□	-	-	400125-142-*	0.5
	5/64	0.13	0	145	145	145	195	SA8261S402	BR	NBR	120/60	21780	5.9	□	-	322993	Z833A-120/60-*	1.3
																	175	
	3/32	0.17	0	30	30	30	77	U8225B003V	BR	FKM	24/DC	03022	6.9	□	-	-	400115-142-D*	0.5
								U8225B007V	SS	FKM	24/DC	03030					400115-142-D*	
								275	290	130	180	8262G014					BR	
		150	140	145	120	8262G014	BR	NBR	120/60,110/50	20410	238214-032-D*							
		0.20	0	24/DC	20412	10.6	○	●	302058	238310-006-D*	2.3							
										12/DC		20411	238310-004-D*					
	1/8	0.23	0	125	125	125	180	SC8225B004V	BR	FKM	120/60,110/50	03024	6.3	□	-	-	400125-225-*	0.5
								24/60	03025	400125-221-*								
				125	125	125	180	U8225B008V	SS	FKM	120/60,110/50	03033	6.3	□	-	-	400115-225-D*	
								20	20	20	77	U8225B004V					BR	
				125	125	125	180	U8225B004V	BR	FKM	120/60,110/50	03026	6.9	□	-	-	400115-142-D*	
								12/DC	03028	400115-141-D*								
	125	125	125	180	U8225B008V	SS	FKM	120/60,110/50	03031	6.3	□	-	-	400115-225-D*				
1/8	0.34	0	155	180	140	180	8262G002	BR	NBR	120/60,110/50	20389	6.1	○	●	302014	238210-032-D*	2.3	
							24/60	20395	238210-005-D*									
							240/60,220/50	20393	238210-058-D*									
							480/60,440/50	20394	238210-088-D*									
			EF8262G002	BR	NBR	120/60,110/50	20391	120/60,110/50	20392	238214-032-D*								
			JSF8262G002	BR	NBR	120/60,110/50	20392		238212-032-*									
			8262G002V	BR	FKM	120/60,110/50	20390		302014-V	238210-032-D*								
			24/DC	20397	238310-006-D*													
12/DC	20396	238310-004-D*																
80	80	80	120	8262G002	BR	NBR	120/60,110/50	20397	10.6	○	●	302058	238310-006-D*					
155	180	140	180	8262G006	SS	NBR	120/60,110/50	20398					238310-004-D*					
155	180	140	180	8262G006	SS	NBR	120/60,110/50	20398	6.1	○	●	302016	238210-032-D*					



GUARANTEED SAME DAY SHIPMENT[†]



General Service - 2/2 NC 1/4"

Pipe Size (ins.)	Orifice (ins.)	Cv Flow	Operating Pressure Differential (psi)			Max. Fluid Temp. °F	Valve Catalog Number	Body Material	Sealing Material	Voltage	Valve Order Code	Wattage	Approvals		Rebuild Kit Order Code	Replacement Coil Order Code	Approx. Shipping Weight (lbs.)			
			Max.										UL	FM						
			Min.	Air	Water													Light Oil		
2/2 Normally Closed																				
1/4	3/64	0.06	0	750	750	500	180	8262G019	BR	NBR	120/60,110/50	20414	6.1	○	●	302018	238210-032-D*	2.3		
				500	500	500	120	8262G019	BR	NBR	24/DC	21727	10.6	○	●	302068	238310-006-D*			
				750	750	500	180	8262G080	SS	NBR	120/60,110/50	20441	6.1	○	●	302020	238210-032-D*			
				1500	1500	1100	140	8262G200	BR	NBR	120/60,110/50	20968	10.1	○	-	304350	238610-032-D*			
					SC8262G200	BR	NBR	120/60,110/50	21793	238612-032-*										
	3/32	0.17	0	360	340	160	180	8262G020	BR	NBR	120/60,110/50	20417	6.1	○	●	302018	238210-032-D*	2.3		
				150	125	125	120	8262G020	BR	NBR	24/DC	20421	10.6	○	●	302068	238310-006-D*			
											12/DC	20420					238310-004-D*			
				500	500	280	180	8262G021	BR	NBR	120/60,110/50	20969	9.1	○	-	302018	238210-132-D*			
					360	340	160	180	8262G086	SS	NBR	120/60,110/50	20443	6.1	○	●	302020	238210-032-D*		
	1/8	0.35	0	100	100	100	195	SC8261S407	BR	NBR	120/60	21792	6	□	-	323002	Z614A-120/60-*	1.3		
				140	165	90	180	8262G022	BR	NBR	120/60,110/50	20422	6.1	○	●	302018	238210-032-D*			
										24/60	20429	238210-005-D*								
										240/60,220/50	20427	238210-058-D*								
										EF8262G022	BR	NBR					120/60,110/50	20424	238214-032-D*	
							OFSF8262G022	BR	NBR	24/60	51091	302014	238212-005-*							
140				185	90	180	JKF8262G022	BR	NBR	120/60,110/50	20425	6.1	●	-	302018	238212-032-*				
65				60	60	120	8262G022	BR	NBR	24/DC	20431	10.6	○	●	302068	238310-006-D*				
										12/DC	20430					238310-004-D*				
140				165	90	180	8262G007	SS	NBR	120/60,110/50	20401	6.1	○	●	302020	238210-032-D*				
										EF8262G007	SS					NBR	120/60,110/50	20402	238214-032-D*	
300				300	200	180	8262G232	BR	NBR	120/60,110/50	20497	10.1	○	●	304354	238610-032-D*				
							EF8262G232	BR	NBR	120/60,110/50	20498					238614-032-D*				
125	-	-	140	8262G232Q	BR	NBR	120/60	21316	15.1	●	-	304020	270110-032-D*							
1/4	5/32	0.5	0	180	200	145	180	8262G202	BR	NBR	120/60,110/50	20461	10.1	○	●	304354	238610-032-D*			
											240/60,220/50	20467					238610-058-D*			
											EF8262G202	BR					NBR	120/60,110/50	20465	238614-032-D*
											SC8262G202	BR					NBR	120/60,110/50	21115	238612-032-*
				180	200	-	180	SC8262G202E	BR	EPDM	120/60,110/50	51389	10.1	-	●	304354-E	238612-032-*			
				-	150	110	180	8262G202T	BR	PTFE	120/60,110/50	20928	10.1	-	●	304354-T	238610-032-D*			
				40	40	45	150	8262G202	BR	NBR	24/DC	20472	11.6	○	●	304354	238710-006-D*			
				180	200	145	180	8262G220	SS	NBR	120/60,110/50	20487	10.1	○	●	304352	238610-032-D*			
			EF8262G220					SS	NBR	120/60,110/50	20489	238614-032-D*								
7/32	0.72	0	90	100	100	180	8262G208	BR	NBR	120/60,110/50	20473	10.1	○	●	304354	238610-032-D*				
										24/60	20478					238610-005-D*				
										240/60,220/50	20477					238610-058-D*				
										EF8262G208	BR					NBR	120/60,110/50	20475	238614-032-D*	
					SC8262G208	BR	NBR	120/60,110/50	21014	238612-032-*										
	25	25	25	150	8262G208	BR	NBR	24/DC	20479	11.6	○	●	304354	238710-006-D*						
	90	100	100	180	8262G226	SS	NBR	120/60,110/50	20490	10.1	○	●	304352	238610-032-D*						
	0.85	0	40	50	40	180	8262G036	SS	NBR	120/60,110/50	20435	6.1	●	●	302024	238210-032-D*	2.0			
40			50	40	180	8262G013	BR	NBR	120/60,110/50	20404	6.1	○	●	302022	238210-032-D*					
-			38	30	180	8262G013T	BR	PTFE	120/60,110/50	21128	6.1	-	●	302022-T	238210-032-D*	2.3				
60			75	60	180	8262G210	BR	NBR	120/60,110/50	20480	10.1	○	●	304354	238610-032-D*					
9/32	0.88	0	90	100	90	180	8262G212	BR	NBR	120/60,110/50	20484	17.1	○	●	304354	238610-132-D*				
										EF8262G212	BR					NBR	120/60,110/50	20485	238614-132-D*	
										SD8262G212	BR					NBR	120/60,110/50	21804	238612-132-*	
										8262G230	SS					NBR	120/60,110/50	20494	304352	238610-132-D*
	90	100	-	180	8262G230E	SS	EPDM	120/60,110/50	20495	304352-E	238610-132-D*									
	0.96	0	27	36	28	180	8262G038	SS	NBR	120/60,110/50	20437	6.1	○	●	302024	238210-032-D*				
						8262G090	BR	NBR	120/60,110/50	20445	302022				238210-032-D*					
			15	-	-	180	8262G090VH	BR	NBR	120/60,110/50	20446				6.1	-	-	302022-VH	238210-032-D*	
15			16	16	120	8262G090	BR	NBR	24/DC	20452	10.6				○	●	322054	238310-006-D*		
							12/DC	20451	238310-004-D*											
5/16	0.88	5	125	125	-	180	8210B020	BR	NBR	120/60,110/50	00241	6.5	●	-	302270	216099-003-D*	1.0			
			750	750	750	200	8223G021	BR	NYLON	120/60,110/50	20369	10.1	-	-	302313	238610-032-D*	2.9			
			1500	1500	1500	200	8223G025	BR	NYLON	120/60,110/50	20376	17.1	-	-	302314	238610-132-D*				

Plastic Body - 2/2 NC 1/4"

Pipe Size (ins.)	Orifice (ins.)	Cv Flow	Operating Pressure Differential (psi)				Max. Fluid Temp. °F	Valve Catalog Number	Body Material	Sealing Material	Voltage	Valve Order Code	Wattage	Approvals		Rebuild Kit Order Code	Replacement Coil Order Code	Approx. Shipping Weight (lbs.)
			Min.	Max.										UL	FM			
				Air	Water	Light Oil												
2/2 Normally Closed																		
1/4	3/32	0.19	0	100	100	-	130	USM8260074	PL	NBR	120/60,110/50	00842	6.5	□	-	302973	186548-001-*	0.5
	9/64	0.35	0	120	120	-	130	8260G054	PL	NBR	120/60,110/50	20937	6.1	●	-	302971	238210-032-D*	0.8
								8260G071	PL	NBR	120/60,110/50	20938					238210-032-D*	

General Service - 2/2 NC 3/8"

Pipe Size (ins.)	Orifice (ins.)	Cv Flow	Operating Pressure Differential (psi)				Max. Fluid Temp. °F	Valve Catalog Number	Body Material	Sealing Material	Voltage	Valve Order Code	Wattage	Approvals		Rebuild Kit Order Code	Replacement Coil Order Code	Approx. Shipping Weight (lbs.)							
			Min.	Max.										UL	FM										
				Air	Water	Light Oil																			
2/2 Normally Closed																									
3/8	1/8	0.35	0	160	150	90	180	8263G002	BR	NBR	120/60,110/50	20512	6.1	○	●	302018	238210-032-D*	1.8							
				310	310	260	180	8263G232	BR	NBR	120/60,110/50	21033	17.1	○	●	302001	238610-132-D*								
	5/32	0.52	0	100	100	100	180	8263G200	BR	NBR	120/60,110/50	20516	10.1	○	●	302001	238610-032-D*								
								8263G206	BR	NBR	120/60,110/50	20519	17.1	○	●	302001	238610-132-D*								
	7/32	0.72	0	100	100	100	180	EF8263G206	BR	NBR	120/60,110/50	20521					17.1		○	●	302001	238614-132-D*			
								8263G210	BR	NBR	120/60,110/50	20523	302001	238610-132-D*											
	9/32	0.85	0	100	100	70	180	8210B021	BR	NBR	120/60,110/50	00245	6.5	●	-	302270	216099-003-D*		1.0						
								5/16	1.2	5	125	125	-	180	8223G023	BR	NYLON		120/60,110/50	20374	10.1	-	-	302313	238610-032-D*
											1.5	10	750	750	750	200	8223G027		BR	NYLON	120/60,110/50	20378	17.1	-	-
	3/8	1.5	5	150	125	-	180	8210G073	BR	NBR			120/60,110/50	20194	6.1	●	-		302271	238210-032-D*	2.0				
								240/60,220/50	20196	238210-058-D*															
								EF8210G073	BR	NBR	120/60,110/50	20195	238214-032-D*												
								8210G036	SS	NBR	120/60,110/50	20176	302326	238210-032-D*											
	1.8	0	7	5	-	180	8030G010	BR	NBR	120/60,110/50	20003	6.1	○	●	302787	238210-032-D*									
							8030G013	BR	NBR	120/60,110/50	20006	10.1	○	●	302788	238610-032-D*									
	5/8	0	150	150	-	180	8210G093	BR	NBR	120/60,110/50	20221	10.1	○	-	302272	238610-032-D*	3.2								
							EF8210G093	BR	NBR	120/60,110/50	20224					238614-032-D*									
		40	40	-	150	8210G093	BR	NBR	24/DC	20228	11.6	○	-	302372	238710-006-D*										
						12/DC	20227	238710-004-D*																	
		3	200	150	135	180	8210G001	BR	NBR	120/60,110/50	20032	6.1	○	-	302273	238210-032-D*									
							24/60	20039	238210-005-D*																
							240/60,220/50	20036	238210-058-D*																
							EF8210G001	BR	NBR	120/60,110/50	20034					238214-032-D*									
							JKF8210G001	BR	NBR	120/60,110/50	20035					238212-032-*									
SC8210G001							BR	NBR	120/60,110/50	21037	238212-032-*														
125		100	100	150	8210G001	BR	NBR	24/DC	20041	11.6	○	-	302373	238710-006-D*											
					12/DC	20040	238710-004-D*																		
OFSF8210G001V	BR	FKM	24/DC	50973	302373-V	238712-006-*																			
7/16	2.0	5	175	175	175	195	SC8238S402	BR	NBR	120/60	21786	6.0	□	-	322955	Z614A-120/60-*	1.7								
5/8	3	5	300	300	300	175	8210G006	BR	NBR	120/60,110/50	20093	17.1	○	-	302274	238610-132-D*	3.2								
							EF8210G006	BR	NBR	120/60,110/50	20094					238614-132-D*									
3/4	3.4	0	50	-	-	125	8215G010	AL	NBR	120/60,110/50	20286	10.1	○	●	302350	238610-032-D*	2.8								



General Service - 2/2 NC 1/2"

Pipe Size (ins.)	Orifice (ins.)	Cv Flow	Operating Pressure Differential (psi)				Max. Fluid Temp. °F	Valve Catalog Number	Body Material	Sealing Material	Voltage	Valve Order Code	Wattage	Approvals		Rebuild Kit Order Code	Replacement Coil Order Code	Approx. Shipping Weight (lbs.)							
			Min.	Max.										UL	FM										
				Air	Water	Light Oil																			
2/2 Normally Closed																									
1/2	7/16	2.2	5	150	125	-	180	8210G015	BR	NBR	120/60,110/50	20126	6.1	●	-	302275	238210-032-D*	2.0							
											24/60	20130					238210-005-D*								
											240/60,220/50	20128					238210-058-D*								
					EF8215G015	BR	NBR	120/60,110/50	20127	302327	238214-032-D*														
					8210G037	SS	NBR	120/60,110/50	20179		238210-032-D*														
					EF8210G037	SS	NBR	120/60,110/50	20181		238214-032-D*														
		2.8	0	4	6	-	180	8030G016	BR	NBR	120/60,110/50	20010	6.1	○	●	302789	238210-032-D*	2.7							
										15	15	-					200		8030G017	BR	NBR	120/60	21443	302790	272610-032-D*
										15	-	-					180		8030G017VM	BR	NBR	120/60	21445	16.1	-
		3/8	3.2	25	1500	1500	1500	200	8223G003	BR	NYLON	120/60,110/50	20359	17.1	-	-	302315	238610-132-D*	3.4						
											8223G010	SS	PTFE				120/60,110/50	20364		302322	238610-132-D*				
		5/8	4	0	150	150	-	180	8210G094	BR	NBR	120/60,110/50	20229	10.1	○	-	302272	238610-032-D*	3.2						
										24/60	20246	238610-005-D*													
										240/60,220/50	20243	238610-058-D*													
										EF8210G094	BR	NBR	120/60,110/50					20236		238214-032-D*					
										JKF8210G094	BR	NBR	120/60,110/50					20242		238612-032-*					
										JSF8210G094	BR	NBR	120/60,110/50					21778		238612-032-*					
						SC8210G094	BR	NBR	120/60,110/50	21031	238612-032-*														
						8210G094MO	BR	NBR	120/60,110/50	20231	302272-MO	238610-032-D*													
						8210G094V	BR	FKM	120/60,110/50	20233	302272-V	238610-032-D*													
						150	-	-	180	8210G094N	BR	NBR	120/60,110/50	20232	10.1	○	-	302272-N	238610-032-D*						
						40	40	-	150	8210G094	BR	NBR	24/DC	20248	11.6	○	-	302372	238710-006-D*	3.3					
										12/DC	20247	238710-004-D*													
										SC8210G094	BR	NBR	24/DC	21621					238712-006-*						
						150	150	125	175	8210G087	SS	NBR	120/60,110/50	20201	17.1	●	-	302328	238610-132-D*	3.3					
										EF8210G087	SS	NBR	120/60,110/50	20204				302328-V	238614-132-D*						
										EF8210G087V	SS	FKM	120/60,110/50	20206				302328-E	238610-132-D*						
						150	150	-	175	8210G087E	SS	EPDM	120/60,110/50	20202	17.1	-	-	302328-E	238610-132-D*						
						40	40	-	150	8210G087	SS	NBR	24/DC	21722	11.6	●	-	302423	238710-006-D*	3.2					
			EF8210G087	SS	NBR					24/DC	20209	238714-006-D*													
	5/8	4	5	200	150	135	180	8210G002	BR	NBR	120/60,110/50	20043	6.1	○	-	302273	238210-032-D*	3.2							
										24/60	20058	238210-005-D*													
										240/60,220/50	20053	238210-058-D*													
										480/60,440/50	20056	238210-088-D*													
										EF8210G002	BR	NBR					120/60,110/50		20049	238214-032-D*					
										EF8210G002MO	BR	NBR					120/60,110/50		20050	302273-MO	238214-032-D*				
						JKF8210G002	BR	NBR	120/60,110/50	20051	302273	238212-032-*													
						SC8210G002	BR	NBR	120/60,110/50	20995	302273	238212-032-*													
						200	150	135	180	JSF8210G002	BR	NBR	120/60,110/50	20989	6.1	●	-	302273	238212-032-*						
						200	150	-	180	SC8210G002E	BR	EPDM	120/60,110/50	51390	6.1	-	-	302273-E	238212-032-*						
						200	150	135	180	8210G002MO	BR	NBR	120/60,110/50	20046	6.1	●	-	302273-MO	238210-032-D*						
						125	-	-	140	8210G002Q	BR	NBR	120/60	21311	15.1	□	-	304006	270110-032-D*						
			125	100	100	150	8210G002	BR	NBR	24/DC	20062	11.6	○	-	302373	238710-006-D*	3.2								
							12/DC	20061	238710-004-D*																
							EF8210G002	BR	NBR	24/DC	20063					238714-006-D*									
							SC8210G002	BR	NBR	24/DC	21134					238712-006-*									
	3/4	4.4	0	50	-	-	125	8215G020	AL	NBR	120/60,110/50	20290	10.1	○	●	302350	238610-032-D*	2.8							
										EF8215G020	AL	NBR					120/60,110/50		20292	238614-032-D*					
										50	-	-					104		SC8215G020	AL	NBR	120/60,110/50	21785	10.1	-
			25	-	-	104	8215G020	AL	NBR	12/DC	20294	11.6	○	●	302430	238710-004-D*									
	9/16	4.5	5	230	230	230	195	SC8238S405	BR	NBR	120/60	21787	6.0	□	-	322959	Z614A-120/60-*	2.0							
										24/60	21788	Z614A-24/60-*													
	5/8	4	5	300	300	300	175	8210G007	BR	NBR	120/60,110/50	20095	17.1	□	-	302274	238610-132-D*	3.2							
										EF8210G007	BR	NBR					120/60,110/50		20098	238614-132-D*					

General Service - 2/2 NC 3/4"

Pipe Size (ins.)	Orifice (ins.)	Cv Flow	Operating Pressure Differential (psi)				Max. Fluid Temp. °F	Valve Catalog Number	Body Material	Sealing Material	Voltage	Valve Order Code	Wattage	Approvals		Rebuild Kit Order Code	Replacement Coil Order Code	Approx. Shipping Weight (lbs.)										
			Min.	Max.										UL	FM													
				Air	Water	Light Oil																						
2/2 Normally Closed																												
3/4	5/8	5	0	150	150	125	175	8210G088	SS	NBR	120/60,110/50	20210	17.1	●	-	302328	238610-132-D*	3.4										
							180	EF8210G088	SS	NBR	120/60,110/50	20213							302328-E	238614-132-D*								
				150	150	-	175	8210G088E	SS	EPDM	120/60,110/50	20211	17.1	-	-					238610-132-D*								
			40	40	125	150	8210G088	SS	NBR	24/DC	21723	11.6	●	-			302423		238710-006-D*									
			2	2	-	180	8030G003	BR	NBR	120/60,110/50	20000	10.1	○	●			302791		238610-032-D*									
			4	4	-	180	8030G043	BR	NBR	120/60,110/50	20014	17.1	○	●			302791		238610-132-D*									
		3/4	5	0	150	150	-	180	8210G095	BR	NBR	120/60,110/50	20250	10.1	○	-	302276		238610-032-D*									
												24/60	20265						238610-005-D*									
												240/60,220/50	20262						238610-058-D*									
									EF8210G095	BR	NBR	120/60,110/50	20257						238614-032-D*									
									JKF8210G095	BR	NBR	120/60,110/50	20261						238612-032-*									
									SC8210G095	BR	NBR	120/60,110/50	21784						238612-032-*									
	8210G095MO								BR	NBR	120/60,110/50	20252	10.1						●	-	302276-MO	238610-032-D*						
	8210G095V								BR	FKM	120/60,110/50	20253	10.1						○	-	302276-V	238610-032-D*						
	40								40	-	150	8210G095	BR						NBR	24/DC	20267	11.6	○	-			302375	238710-006-D*
										12/DC	20266									238710-004-D*								
	5			125	125	125	180	8210G009	BR	NBR	120/60,110/50	20107	6.1	○	-	302277	238210-032-D*											
											24/60	20119					238210-005-D*											
											240/60,220/50	20114					238210-058-D*											
								EF8210G009	BR	NBR	120/60,110/50	20110					238214-032-D*											
								JKF8210G009	BR	NBR	120/60,110/50	20112					238212-032-*											
								SC8210G009	BR	NBR	120/60,110/50	21016					238212-032-*											
								125	125	-	180	SC8210G009E					BR		EPDM	120/60,110/50	51391	6.1	-	-			302307	238212-032-*
								125	125	125	180	8210G009MO					BR		NBR	120/60,110/50	20109	6.1	●	-			302277-MO	238210-032-D*
		100	90					75	150	8210G009	BR	NBR					24/DC		20121	11.6	○	-			302376	238710-006-D*		
								12/DC	20120								238710-004-D*											
	5.1	0	50	-	-	125	8215G030	AL	NBR	120/60,110/50	20297	10.1	○	●	302350	238610-032-D*												
							EF8215G030	AL	NBR	120/60,110/50	20299					238614-032-D*												
			25	-	-	104	8215G030	AL	NBR	12/DC	20301					11.6	○		●			302430	238710-004-D*					
			EF8215G030	AL	NBR	80-90/DC	21745																238714-029-D*					
5		125	-	-	125	8215G003	AL	NBR	120/60,110/50	20284	6.1	○	-			302349	238210-032-D*											
11/16		5.9	5	175	175	175	195	SC8238S408	BR	NBR	120/60	21789	6.0	□	-			322964	Z614A-120/60-*	2.3								
3/4	6	0	350	300	200	200	8210G026	BR	PTFE	120/60	21412	16.1	●	-	302278	272610-032-D*												
							EF8210G026	BR	PTFE	120/60	21742					272614-032-D*												
							8210G003	BR	NBR	120/60,110/50	20064					238210-032-D*												
		EF8210G003	BR	NBR	120/60,110/50	20066	238214-032-D*																					
		JKF8210G003	BR	NBR	120/60,110/50	20068	238212-032-*																					
		SC8210G003	BR	NBR	120/60,110/50	21018	238212-032-*																					
	6.5	5	250	150	100	180	8210G003	BR	NBR	24/DC	20076	11.6	○	-	302378	238710-006-D*												
							EF8210G003	BR	NBR	120/60,110/50	20066					238710-004-D*												
							JKF8210G003	BR	NBR	120/60,110/50	20068					238712-006-*												
			SC8210G003	BR	NBR	120/60,110/50	21018																					
			125	125	125	150	8210G003	BR	NBR	12/DC	20074																	
			SC8210G003	BR	NBR	24/DC	21605																					
7.8	25	750	750	750	200	8223G005	BR	NYLON	120/60,110/50	20362	17.1	-	-			302316	238610-132-D*	4.4										



General Service - 2/2 NC 1" - 3"

Pipe Size (ins.)	Orifice (ins.)	Cv Flow	Operating Pressure Differential (psi)			Max. Fluid Temp. °F	Valve Catalog Number	Body Material	Sealing Material	Voltage	Valve Order Code	Wattage	Approvals		Rebuild Kit Order Code	Replacement Coil Order Code	Approx. Shipping Weight (lbs.)				
			Min.	Max.									Light Oil	UL				FM			
				Air	Water														Oil		
2/2 Normally Closed																					
1	1	13	0	150	125	125	180	8210G054	BR	NBR	120/60	21414	16.1	●	-	302283	272610-032-D*	8.8			
				100	100	80	77	EF8210G054	BR	NBR	120/60	21415					272614-032-D*				
			5	150	125	125	180	8210B054	BR	NBR	24/DC	00263	30.6	●	-	302381	074073-005-D*				
								8210G089	SS	NBR	120/60	21420					272610-032-D*				
			5	150	150	100	180	8210G004	BR	NBR	120/60,110/50	20077	6.1	●	-	302280	238210-032-D*				
								24/60	20089	238210-005-D*											
		240/60,220/50						20085	238210-058-D*												
		EF8210G004						BR	NBR	120/60,110/50	20079	238214-032-D*									
		JKF8210G004						BR	NBR	120/60,110/50	20084	238212-032-*									
		SC8210G004						BR	NBR	120/60,110/50	21019	238212-032-*									
		8210G004MO	BR	NBR	120/60,110/50	20078	302280-M0	238210-032-D*													
		13.5	0	300	225	115	200	8210G027	BR	NBR	120/60	21413	20.1	●	-	302282	272610-132-D*				
	EF8210G027							BR	NBR	120/60	21743	272614-132-D*									
	1 1/8	21	0	25	-	-	125	8215B050CSA	AL	NBR	120/60,110/50	00569	15.4	●	●	302352	099257-001-D*				
								EF8215B050	AL	NBR	120/60,110/50	20307					302358	099257-001-D*			
								SC8215B050	AL	NBR	120/60,110/50	02836					302352	400525-125-*			
				5	25	-	-	77	104	8215B050	AL	NBR	24/DC	00572	14.9	●	●	302432	062691-002-D*		
										12/DC	00571	062691-001-D*									
EF8215B050										AL	NBR	80-90/DC	21740	14.9					●	-	302432
1 1/4		15	5	150	125	125	180	8210G055	BR	NBR	120/60	21416	16.1	●	-	302283	272610-032-D*				
								8210G008	BR	NBR	120/60,110/50	20102					6.1	●	-	302280	238210-032-D*
								EF8210G008	BR	NBR	120/60,110/50	20103									238210-005-D*
		32	0	25	-	-	125	8215B060CSA	AL	NBR	120/60,110/50	00577	15.4	●	●	302352	099257-001-D*				
								EF8215B060	AL	NBR	120/60,110/50	20309					302358	099257-001-D*			
								8215B060	AL	NBR	12/DC	00579					14.9	●	●	302432	062691-001-D*
1 1/2	22.5	5	150	125	125	180	8210G056	BR	NBR	120/60	21417	16.1	●	-	302286	272610-032-D*					
							8210G022	BR	NBR	120/60,110/50	20132					6.1	●	-	302284	238210-032-D*	
							EF8210G022	BR	NBR	120/60,110/50	20134									238210-005-D*	
		35	0	25	-	-	125	8210G022	BR	NBR	24/DC	20137	11.6	●	-	302383	238214-032-D*				
								12/DC	20137	238710-006-D*											
								EF8210G056	BR	NBR	120/60	21418					16.1	●	-	302286	272614-032-D*
	3	15/8	0	25	-	-	125	8215B070CSA	AL	NBR	120/60,110/50	00581	15.4	●	●	302352	099257-001-D*				
								EF8215B070	AL	NBR	120/60,110/50	20311					302358	099257-001-D*			
								SC8215B070	AL	NBR	120/60,110/50	02835					302352	400525-125-*			
		43	5	150	125	90	180	8210G100	BR	NBR	120/60,110/50	20268	6.1	●	-	304355	238210-032-D*				
								EF8210G100	BR	NBR	120/60,110/50	20270					238214-032-D*				
								8210G100	BR	NBR	24/DC	20275					11.6	●	-	304359	238710-006-D*
2 3/32	60	0	25	-	-	125	8215B080CSA	AL	NBR	120/60,110/50	00589	15.4	●	●	302353	099257-001-D*					
							EF8215B080	AL	NBR	120/60,110/50	20314					15.4	●	-	302359	099257-001-D*	
							8215B080	AL	NBR	24/DC	00590					14.9	●	●	302433	062691-002-D*	
2 1/2	3	117	0	5	-	-	104	8210G101	BR	NBR	120/60,110/50	20276	6.1	●	-	304355	238210-032-D*				
								8215A090CSA	AL	NBR	120/60,110/50	00567					28.2	●	-	302354	206409-011-D*
3	3	138	0	5	-	-	104	8215A040CSA	AL	NBR	120/60,110/50	00565	28.2	●	-	302354	206409-011-D*	13.0			

General Service - 2/2 NO 1/8" - 2"

Pipe Size (ins.)	Orifice (ins.)	Cv Flow	Operating Pressure Differential (psi)				Max. Fluid Temp. °F	Valve Catalog Number	Body Material	Sealing Material	Voltage	Valve Order Code	Wattage	Approvals		Rebuild Kit Order Code	Replacement Coil Order Code	Approx. Shipping Weight (lbs.)				
			Min.	Max.										UL	FM							
				Air	Water	Light Oil																
2/2 Normally Open																						
1/8	1/16	0.09	0	500	300	225	180	8262G091	BR	NBR	120/60,110/50	20453	6.1	●	-	302041	238210-032-D*	2.0				
	3/32	0.15	0	275	200	150	180	8262G093	BR	NBR	120/60,110/50	20454	6.1	●	-	302041	238210-032-D*	2.6				
	1/8	0.21	0	125	100	85	180	8262G031	BR	NBR	120/60,110/50	20432	6.1	●	-	302041	238210-032-D*	2.0				
								8262G035	SS	NBR	120/60,110/50	20434				302043	238210-032-D*					
1/4	3/64	0.06	0	750	700	700	140	8262G260	BR	NBR	120/60,110/50	20499	10.1	●	-	302045	238610-032-D*	2.6				
	3/32	0.17	0	300	250	230	140	8262G261	BR	NBR	120/60,110/50	20500	10.1	●	-	302045	238610-032-D*					
	1/8	0.35	0	130	110	100	180	8262G262	BR	NBR	120/60,110/50	20501	10.1	●	-	302051	238610-032-D*					
								8262G138	SS	NBR	120/60,110/50	20456				302053	238610-032-D*					
	5/32	0.49	0	85	75	60	180	8262G263	BR	NBR	120/60,110/50	20506	10.1	●	-	302051	238610-032-D*					
	7/32	0.83	0	45	45	40	180	8262G264	BR	NBR	120/60,110/50	20509	10.1	●	-	302051	238610-032-D*					
								EF8262G148V	SS	FKM	120/60,110/50	20459				302055-V	238614-032-D*					
9/32	0.96	0	30	25	20	180	8262G265	BR	NBR	120/60,110/50	20510	10.1	●	-	302051	238610-032-D*	2.6					
3/8	5/8	3	0	150	150	125	180	8210G033	BR	NBR	120/60,110/50	20146	10.1	●	-	302334	238610-032-D*	3.4				
				125	125	80	150	8210G033	BR	NBR	24/DC	20153					11.6		●	-	302449	238710-006-D*
				15	15	-	200	8030G071	BR	NBR	120/60	21448					20.1		●	-	302798	272610-132-D*
1/2	5.8	3	0	150	150	100	180	8210G030	SS	NBR	120/60,110/50	20141	10.1	●	-	302347	238610-032-D*	3.4				
				150	150	100	180	EF8210G030	SS	NBR	120/60,110/50	20142					238614-032-D*					
				150	150	125	180	8210G034	BR	NBR	120/60,110/50	20154					10.1		●	-	302334	238610-032-D*
		150	150	125	180	EF8210G034	BR	NBR	120/60,110/50	20157	10.1	●	-	302334	238614-032-D*							
		125	125	80	150	8210G034	BR	NBR	24/DC	21782	11.6	●	-	302449	238612-032-D*							
	4	0	125	125	80	150	8210G034	BR	NBR	24/DC	20164	11.6	●	-	302449	238710-006-D*						
	5.8	4	5	250	200	200	180	8210G012	BR	NBR	120/60,110/50	20122	10.1	●	-	314680	238610-032-D*	3.2				
3/4	4	0	125	-	-	125	8215G023	AL	NBR	120/60,110/50	20295	10.1	●	-	302361	238610-032-D*	2.8					
3/4	3/8	2.9	0	15	15	-	250	DHT8030 046	BR	PTFE	120/60,110/50	21429	15.4	●	-	304650	222345-001-D*	3.2				
				150	150	100	180	8210G038	SS	NBR	120/60,110/50	20183	10.1	●	-	302347	238610-032-D*					
	150	150	100	180	EF8210G038	SS	NBR	120/60,110/50	20184	238614-032-D*												
	4.6	0	125	-	-	125	8215G033	AL	NBR	120/60,110/50	20303	10.1	●	-	302361	238610-032-D*	3.0					
							EF8215G033	AL	NBR	120/60,110/50	20304					238614-032-D*						
							JKF8215G033	AL	NBR	120/60,110/50	20932					238612-032-D*						
	3/4	5.5	0	150	150	125	180	8030G083	BR	NBR	120/60,110/50	20027	10.1	●	-	302799	238610-032-D*	3.4				
								8210G035	BR	NBR	120/60,110/50	20166	10.1	●	-	302335	238610-032-D*					
								EF8210G035	BR	NBR	120/60,110/50	20168					238614-032-D*					
								SC8210G035	BR	NBR	120/60,110/50	21783					238612-032-D*					
								125	125	80	150	8210G035	BR	NBR	24/DC	20175	11.6	●	-	302450	238710-006-D*	
	6.5	5	250	200	200	180	8210G013	BR	NBR	120/60	21606	16.1	●	-	302336	272610-032-D*	4.0					
1	1	13	0	125	125	125	180	8210B057	BR	NBR	120/60,110/50	00272	20	●	-	302337	099257-005-D*	6.5				
				150	150	125	180	8210G014	BR	NBR	120/60	21419	16.1	●	-	302338	272610-032-D*					
				150	150	125	180	EF8210G014	BR	NBR	120/60	21741					272614-032-D*					
				25	-	-	125	8215C053	AL	NBR	120/60,110/50	00617	15.4	●	-	304691	099257-001-D*	1.3				
25	-	-	104	EF8215C053	AL	NBR	120/60,110/50	20308	15.4	●	-	304695	099257-001-D*									
1 1/4	1 1/8	15	5	150	150	125	180	8210G018	BR	NBR	120/60	21720	16.1	●	-	302338	272610-032-D*	6.0				
	1 5/8	33	0	25	-	-	125	8215C063	AL	NBR	120/60,110/50	00619	15.4	●	-	304691	099257-001-D*	3.3				
1 1/2	1 1/4	22.5	0	125	125	125	180	8210B059	BR	NBR	120/60,110/50	00275	20	●	-	302340	099257-005-D*	8.5				
				150	150	125	180	8210G032	BR	NBR	120/60	21721	16.1	●	-	302341	272610-032-D*	8.0				
	1 5/8	37	0	25	-	-	125	8215C073	AL	NBR	120/60,110/50	00623	15.4	●	-	304691	099257-001-D*	3.3				
2	1 3/4	43	5	125	125	125	180	8210G103	BR	NBR	120/60	21724	16.1	●	-	304361	272610-032-D*	12.0				
				125	125	125	180	EF8210G103	BR	NBR	120/60	21586					272614-032-D*					
2	2-2-32	58	0	25	-	-	125	8215C083	AL	NBR	120/60,110/50	00625	15.4	●	-	304692	099257-001-D*	5.3				



Angle Body Piston valves are two way (2/2) air operated valves that can replace motorized or air actuated ball valve packages in any application.

- Normally Closed operation
- Straight through flow for maximum Cv
- Size range of 1/2" to 2"



Angle Body Piston Valves

Pipe Size (ins.)	Orifice (ins.)	Cv Flow	Operating Pressure Differential (psi)			Max. Fluid Temp. °F	Valve Catalog Number	Body Material	Sealing Material	Valve Head Dia. (mm)	Valve Order Code	Pilot Pressure (psi)		Rebuild Kit Order Code	Replacement Coil Order Code	Approx. Shipping Weight (lbs.)
			Min.	Max.								Min.	Max.			
2/2 Normally Closed - Entry Under the Disc																
1/2	1/2	5.7	0	240	150	366	8290A384	BZ	PTFE	50	8290A384	60	150	-	-	2.7
							8290A393	SS	PTFE	50	8290A393					
							8290B002	BZ	PTFE	63	8290B002					
							8290B045	SS	PTFE	63	8290B045					
3/4	3/4	11	0	150	150	366	8290A385	BZ	PTFE	50	8290A385	60	150	-	-	2.9
				240	150	366	8290B005	BZ	PTFE	63	8290B005	60	150	-	-	3.9
							8290B048	SS	PTFE	63	8290B048					
							8290B010	BZ	PTFE	63	8290B010	60	150	-	-	4.7
1 1/4	1 1/4	36	0	90	90	366	8290A016	BZ	PTFE	63	8290A016	60	150	-	-	6.0
				60	60	366	8290A020	BZ	PTFE	63	8290A020	60	150	-	-	8.0
1 1/2	1 1/2	45	0	120	120	366	8290A021	BZ	PTFE	90	8290A021	60	150	-	-	9.5
							8290A064	SS	PTFE	90	8290A064					
							40	40	366	8290A024	BZ					
2	2	66	0	90	90	366	8290A025	BZ	PTFE	90	8290A025	60	150	-	-	16.0

Air Operated valves are standard valves modified by substituting a piston operator in place of the solenoid. An air operated valve will operate the same as the solenoid version except that it is driven by air as opposed to electricity.

- Operator air control is isolated from main line fluids
- Two way (2/2) Normally Closed (opens when energized) and Normally Open (closes when energized) operations
- Three way (3/2) Normally Closed (Pressure to cylinder port when energized) operation
- Size range of 1/4" to 3/4"



Air Operated

Pipe Size (ins.)	Orifice (ins.)	Cv Flow	Main Line Operating Pressure Differential (psi)				Max. Fluid Temp. °F	Pneumatic Operator Pressure Range (psi)	Valve Catalog Number	Body Material	Sealing Material	Valve Order Code	Approvals		Rebuild Kit Order Code	Replacement Coil Order Code	Approx. Shipping Weight (lbs.)
			Min.	Air	Water	Light Oil							UL	FM			
2/2 Normally Closed																	
1/4	5/32	0.5	0	125	125	125	200	30-125	P262B202	BR	NBR	00022	-	-	170374	-	2.0
3/8	5/8	2.8	0	125	125	125	180	30-125	P210C093	BR	NBR	00012	-	-	182032	-	2.5
1/2	5/8	3.6	0	125	125	125	180	30-125	P210C094	BR	NBR	00013	-	-	182032	-	
3/4	3/4	5.5	5	125	125	125	180	30-125	P210D009	BR	NBR	00016	-	-	180621	-	
			0	125	125	125	180	30-125	P210D095	BR	NBR	00018	-	-	182033	-	
2/2 Normally Open																	
1/4	5/32	0.5	0	125	125	125	200	30-125	P262B106	BR	NBR	00021	-	-	180406	-	2.0
3/2 Normally Closed																	
1/4	1/8	0.31	0	125	125	125	200	30-125	P320A009	BR	NBR	00025	-	-	180446	-	2.3

Hot water and Steam valves are built with rugged materials to stand up to the harsh media and the environmental conditions of water/steam applications.

- Two way (2/2) Normally Closed (opens when energized) and Normally Open (closes when energized) operations
- Two way (2/2) Normally Closed (opens when energized) Slow Closing operation to reduce water hammer effects
- Size range of 1/4" to 2"



Hot Water/Steam 2/2 NC 1/4" - 2"

Pipe Size (ins.)	Orifice (ins.)	Cv Flow	Operating Pressure Differential (psi)				Max. Fluid Temp. °F		Valve Catalog Number	Body Material	Sealing Material	Voltage	Valve Order Code	Wattage	Approvals		Rebuild Kit Order Code	Replacement Coil Order Code	Approx. Shipping Weight (lbs.)						
			Max.		Hot Water		Hot Water	Steam							UL	FM									
			Min.	Hot Water	Steam	Hot Water														Steam					
2/2 Normally Closed																									
1/4	5/32	0.52	0	-	110	-	344	8263G300 ①	BR	TEFZEL	120/60,110/50	20526	10.1	●	-	302037	238810-032-D*	1.8							
	3/8	1.2	1	-	125	-	353	8222G070 ①	BR	PTFE	120/60,110/50	21400	6.1	●	-	304030	238410-032-D*	2.4							
3/8	5/32	0.52	0	-	110	-	344	8263G305 ①	BR	TEFZEL	120/60,110/50	20528	10.1	●	-	302037	238810-032-D*	1.8							
								8263G319 ①	SS	TEFZEL	120/60,110/50	21410				302039	238810-032-D*								
	3/8	2.3	6	120	120	210	340	SC8240S405 ①	BR	PTFE	120/60	21790	6.0	□	-	322986	Z614A-120/60-*	1.6							
								8222G064	BR	PTFE	120/60,110/50	21399				304030	238210-032-D*								
	5/8	3	5	0	100	-	210	-	8210G093HW	BR	EPDM	120/60,110/50	20222	10.1	●	-	302306	238610-032-D*	3.2						
									8210G001HW	BR	EPDM	120/60,110/50	20033				302305	238210-032-D*							
8220G001									BR	EPDM	120/60,110/50	20318	310635				238610-032-D*								
8220G019 ①									BR	EPDM	120/60,110/50	20324	312712				238810-032-D*								
1/2	3/8	2.5	1	-	80	-	324	8222G066	BR	PTFE	120/60,110/50	21199	6.1	●	-	304030	238210-032-D*	3.2							
								8222G076 ①	BR	PTFE	120/60,110/50	21401				304030	238410-032-D*								
	5/8	4	5	0	100	-	210	-	8210G094HW	BR	EPDM	120/60,110/50	20230	10.1	●	-	302306	238610-032-D*	3.2						
									8210G002HW	BR	EPDM	120/60,110/50	20045				6.1	●		-	302305	238210-032-D*			
									240/60,220/50	20054	302305	238210-058-D*													
									8220G003	BR	EPDM	120/60,110/50	20319				10.1	●		-	310635	238610-032-D*			
									8220G021 ①	BR	PTFE	120/60,110/50	20325								10.1	●	-	312712	238810-032-D*
									EF8220G021 ①	BR	PTFE	120/60,110/50	20326												238614-032-D*
									SU8220G021 ①	BR	PTFE	120/60,110/50	21805								238812-032-*				
									3/8	4.5	0	-	50				-	300		8222G094	BR	PTFE	120/60,110/50	21404	10.1
3/4	1/2	4.6	2	-	125	-	353	8222G049 ①	BR	PTFE	120/60,110/50	21043	10.1	●	-	304032	238810-032-D*	3.2							
								8210G095HW	BR	EPDM	120/60,110/50	20251				10.1	●		-	302308	238610-032-D*				
	3/4	5	5	0	100	-	210	-	8210G009HW	BR	EPDM	120/60,110/50	20108	6.1	●			-		302307	238210-032-D*	3.4			
									240/60,220/50	20115	238210-058-D*														
									8220G005	BR	EPDM	120/60,110/50	20320			10.1	●		-	310716	238610-032-D*				
									120/60,110/50	20327	238810-032-D*														
									24/60	21093	238810-005-D*														
									5/8	5	0	-	50			-	300		8222G095	BR	PTFE		120/60,110/50	21405	10.1
	8222G003 ①	BR	PTFE	120/60,110/50	21397	17.1	●	-						304669	238810-132-D*			3.6							
	1/2	9.7	0	-	15	-	250	8267G019	BR	METAL	120/60,110/50	21398	10.1	-	-	304033	238810-032-D*	2.8							
																			8267G019	BR	RYTON	120/60	21457	16.1	●
	1	1	13.5	5	150	50	210	300	8220G007	BR	EPDM	120/60,110/50	20321	10.1	●	-	304394	238610-032-D*	5.4						
8220G025 ①									BR	PTFE	120/60,110/50	20329	10.1							●	-	304392	238810-032-D*		
EF8220G025 ①									BR	PTFE	120/60,110/50	21746											238814-032-D*		
8220G009									BR	EPDM	120/60,110/50	20322	10.1							●	-	304394	238610-032-D*		
1 1/4	1 1/8	15	5	150	125	210	353	8220G027 ①	BR	EPDM	120/60,110/50	20330	10.1	●	-	304392	238810-032-D*	6.0							
								8220G011	BR	EPDM	120/60,110/50	20323							10.1	●	-	304395	238610-032-D*		
1 1/2	1 1/4	22.5	5	150	125	210	353	8220G029 ①	BR	EPDM	120/60,110/50	20331	10.1	●	-	304393	238810-032-D*	7.5							
								8220G013	BR	EPDM	120/60,110/50	21090							10.1	●	-	304943	238610-032-D*		
2	1 3/4	43	5	150	125	210	353	8220G031 ①	BR	PTFE	120/60,110/50	21095	10.1	●	-	306807	238810-032-D*	10.0							

① Class H coil for added ambient temperature capability.



Hot Water/Steam 2/2 NO/Slow Closing 3/8" - 1"

Pipe Size (ins.)	Orifice (ins.)	Cv Flow	Operating Pressure Differential (psi)				Max. Fluid Temp. °F		Valve Catalog Number	Body Material	Sealing Material	Voltage	Valve Order Code	Wattage	Approvals		Rebuild Kit Order Code	Replacement Coil Order Code	Approx. Shipping Weight (lbs.)		
			Max.				Hot Water	Steam							Hot Water	Steam				UL	FM
			Min.	Hot Water	Steam	Hot Water															
2/2 Normally Open																					
3/8	3/8	5.1	0	-	30	-	280	8267G011	BR	RULON	120/60	21455	16.1	●	-	302842	272810-032-D*	4.5			
1/2	3/8	4.5	0	-	15	-	250	8267G015	BR	RULON	120/60	21456	16.1	●	-	302842	272810-032-D*				
3/4	3/4	5	5	150	125	210	353	8220G095 ①	BR	PTFE	120/60	21451	16.1	●	-	310416	272810-032-D*	3.6			
	1/2	9.7	0	-	15	-	250	8267G023	BR	RYTON	120/60	21458	16.1	●	-	302844	272810-032-D*	4.5			
2/2 Normally Closed Slow Closing																					
1/2	9/16	3.5	5	150	-	210	-	SC8221G003HW	BR	EPDM	120/60,110/50	51393	6.1	●	-	310387-HW	238212-032-*	3.4			
3/4	3/4	5.5	5	150	-	210	-	8221G005HW	BR	EPDM	120/60,110/50	20346	6.1	●	-	310388-HW	238210-032-D*	3.6			
								SC8221G005HW	BR	EPDM	120/60,110/50	51394					238212-032-*				
1	1	11.5	5	150	-	210	-	8221G007HW	BR	EPDM	120/60,110/50	21376	6.1	●	-	310420-HW	238210-032-D*	5.5			


① Class H coil for added ambient temperature capability.

Slow Closing NC 3/8" - 2"

Pipe Size (ins.)	Orifice (ins.)	Cv Flow	Operating Pressure Differential (PSI)				Max. Fluid Temp. °F	Valve Catalog Number	Body Material	Sealing Material	Voltage	Valve Order Code	Wattage	Approvals		Rebuild Kit Order Code	Replacement Coil Order Code	Approx. Shipping Weight (lbs.)	
			Max.											Light Oil	UL				FM
			Min.	Air	Water	Oil													
2/2 Normally Closed																			
3/8	9/16	3	5	-	150	-	180	8221G001	BR	NBR	120/60,110/50	20339	6.1	UL	-	310387	238210-032-D*	3.4	
1/2	9/16	3.5	5	-	150	-	180	8221G003	BR	NBR	120/60,110/50	20341	6.1	UL	-	310387	238210-032-D*		
3/4	3/4	5.5	5	-	150	-	180	8221G005	BR	NBR	120/60,110/50	20345	6.1	UL	-	310388	238210-032-D*	3.6	
1	1	11.5	5	-	150	-	180	8221G007	BR	NBR	120/60,110/50	20349	6.1	UL	-	310420	238210-032-D*	5.5	
								8221G007	BR	NBR	24/DC	21725					11.6		UL
1 1/4	1 1/8	13	5	-	150	-	180	8221G009	BR	NBR	120/60,110/50	20352	6.1	UL	-	310506	238210-032-D*	6.1	
1 1/2	1 1/4	24	5	-	150	-	180	8221G011	BR	NBR	120/60,110/50	20354	6.1	UL	-	310421	238210-032-D*	7.0	
2	1 3/4	36	5	-	150	-	180	8221G013	BR	NBR	120/60,110/50	20356	6.1	UL	-	310422	238210-032-D*	8.0	

Cryogenic valves are constructed with special materials in order to withstand the severe service encountered controlling cryogenic fluids such as liquid oxygen, liquid nitrogen, liquid argon, and liquid CO₂.

- Two way (2/2) Normally Closed (opens when energized) operation
- Size range of 1/8" to 1/2"




Cryogenic 2/2 NC 1/8" - 1/2"

Pipe Size (ins.)	Orifice (ins.)	Cv Flow	Operating Pressure Differential (psi)			Max. Fluid Temp. °F	Valve Catalog Number	Body Material	Sealing Material	Voltage	Valve Order Code	Wattage	Approvals		Rebuild Kit Order Code	Replacement Coil Order Code	Approx. Shipping Weight (lbs.)	
			Max.										UL	FM				
			Min.	Cryogenic Fluid	Liquid CO ₂													
2/2 Normally Closed																		
1/8	3/64	0.06	0	-	1000	120	8264G009	BR	UR	120/60,110/50	21195	13.8	-	-	302850	238210-132-D*	1.8	
	3/32	0.2	0	-	300	120	8264G010	BR	UR	120/60,110/50	21198	13.8	-	-	302850	238210-132-D*		
	1/8	0.35	0	130	-	150	150	8263G240LT	BR	PTFE	120/60,110/50	21151	12.1	-	-	304062	238610-032-D*	2.0
1/4	1/8	0.35	0	130	-	150	150	8262G022LT	BR	PTFE	120/60,110/50	21146	12.1	-	-	302018-LT	238610-032-D*	
	7/32	0.56	0	100	-	150	150	8263G205LT	BR	PTFE	120/60,110/50	21147	17.1	-	-	304063	238610-132-D*	2.3
3/8	9/32	0.7	0	40	-	150	150	8263G209LT	BR	PTFE	120/60,110/50	21148	12.1	-	-	304064	238610-032-D*	2.0
	7/32	0.72	0	100	-	150	150	8263G206LT	BR	PTFE	120/60,110/50	21150	17.1	-	-	304063	238610-132-D*	1.8
	9/32	0.85	0	40	-	150	150	8263G210LT	BR	PTFE	120/60,110/50	21149	12.1	-	-	304064	238610-032-D*	2.3
1/2	5/8	4	0	90	-	150	150	8222G002LT ①	BR	PTFE	120/60,110/50	21143	17.1	-	-	304065	238810-132-D*	2.8

① Class H coil for added ambient temperature capability.

Three way (3/2) general service solenoid valves have three ports and two orifices. When one orifice is open, the other is closed.

- Control of air, water, light oil, non-corrosive media
- Normally Closed (Pressure to cylinder port when energized) operation
- Normally Open (cylinder port exhausts when energized) operation
- Universal (can function as NC, NO, diverter of 1 fluid, or selector of 2 fluids) operation
- Size range of 1/8" to 1"



General Service - 3/2 NC/NO/U 1/8"

Pipe Size (ins.)	Orifice (ins.)	Cv Flow	Operating Pressure Differential (psi)				Max. Fluid Temp. °F	Valve Catalog Number	Body Material	Sealing Material	Voltage	Valve Order Code	Wattage	Approvals		Rebuild Kit Order Code	Replacement Coil Order Code	Approx. Shipping Weight (lbs.)
			Min.	Max.										UL	FM			
				Air	Water	Light Oil												
3/2 Normally Closed																		
1/8	3/64	0.05	0	150	150	120	180	U8325B005V	BR	FKM	120/60,110/50	03038	6.3	□	-	-	400115-225-D*	1.5
				300	300	300	140	8320B135	BR	Cast UR	120/60,110/50	01567	9	●	-	302125	099216-005-D*	
		0.06	0	200	200	200	180	8320G132	BR	NBR	120/60,110/50	20710	6.1	●	-	302120	238210-032-D*	2.1
				200	200	200	120	8320G132MS	BR	NBR	120/60,110/50	20900				302120-MS	238210-032-D*	
	0.05	0	150	150	120	77	SC8325B005V	BR	FKM	24/DC	03198	6.9	□	-	-	400125-142-*	0.5	
			115	115	115	265	10700133	BR	FKM	120/60,110/50	10700133-120/60	6	-	-	-	43004154	1.0	
	0.07	0	115	115	115	265	10700133	BR	FKM	24/DC	10700133-24/DC	6	-	-	-	43004158		
			150	125	125	180	8320G013	BR	NBR	120/60,110/50	20674	6.1	●	-	302120	238210-032-D*	2.1	
	110	110	75	180	SC8325B006V	BR	FKM	120/60,110/50	03106	6.3	□	-	-	400115-225-*	1.5			
	100	100	100	180	8320G015	BR	NBR	120/60,110/50	20678	6.1	●	-	302120	238210-032-D*	2.1			
40	35	30	180	U8325B008V	BR	FKM	120/60,110/50	03041	6.3	□	-	-	400115-225-D*	1.5				
3/2 Normally Open																		
1/8	3/64	0.06	0	200	200	200	180	8320G136	BR	NBR	120/60,110/50	20713	6.1	●	-	302156	238210-032-D*	2.1
				200	200	200	180	8320G136MS	BR	NBR	120/60,110/50	20903				302156-MS	238210-032-D*	
	3/32	0.12	0	100	100	100	180	8320G029	BR	NBR	120/60,110/50	20687	6.1	●	-	302156	238210-032-D*	
	1/8	0.23	0	75	75	65	180	U8325B012V	BR	FKM	24/60	03043	6.3	□	-	-	400115-221-D*	1.5
3/2 Universal																		
1/8	3/64	0.05	0	100	90	90	180	U8325B001V	BR	FKM	120/60,110/50	03071	6.3	□	-	-	400115-225-D*	1.5
				175	175	175	140	8320G130	BR	NBR	120/60,110/50	20706	9.1	●	-	302084	238210-132-D*	
		125	125	125	120	8320G130	BR	NBR	12/DC	20709	10.6	●	-	302190	238310-004-D*			
	1/16	0.09	0	100	100	100	180	8320G001	BR	NBR	120/60,110/50	20661	9.1	●	-	302088	238210-132-D*	2.1
				24/60	21729	302088	238210-105-D*											
	OPSP8320G001MS	BR	NBR	120/60,110/50	20666	302088-MS	238212-132-*											
	3/32	0.12	0	50	50	50	180	8320G083	BR	NBR	120/60,110/50	20697	6.1	●	-	302092	238210-032-D*	2.1
	1/8	0.21	0	30	30	30	180	8320G003	BR	NBR	120/60,110/50	20670	9.1	●	-	302096	238210-132-D*	
				8320G043	SS	NBR	120/60,110/50	20692	302098	238210-132-D*								



GUARANTEED SAME DAY SHIPMENT[†]



General Service - 3/2 NC/NO 1/4"

Pipe Size (ins.)	Orifice (ins.)	Cv Flow	Operating Pressure Differential (psi)				Max. Fluid Temp. °F	Valve Catalog Number	Body Material	Sealing Material	Voltage	Valve Order Code	Wattage	Approvals		Rebuild Kit Order Code	Replacement Coil Order Code	Approx. Shipping Weight (lbs.)		
			Min.	Max.										UL	FM					
				Air	Water	Light Oil														
3/2 Normally Closed																				
1/4	1/32	0.02	0	550	600	600	140	8320A190	BR	Cast UR	24/DC	50851	11.2	●	-	302254	066611-003-D*	2.1		
										12/DC	50893	066611-008-D*								
		1/16	0.07	0	175	175	175	265	10700231	BR	FKM	120/60,110/50	10700231-120/60	6	-	-	-	43004923	1.0	
					175	175	175	265	10700231	BR	FKM	24/DC	10700231-24/DC	6	-	-	-	43004647		
		3/32	0.09	0	210	225	225	200	8320G182	BR	NBR	120/60,110/50	20748	17.1	●	-	302141	238610-132-D*	2.5	
					160	160	160	150	EF8320G182	BR	NBR	24/DC	21259					11.6		●
					150	150	150	200	8320G184	BR	NBR	120/60,110/50	20750	10.1	●	-	302142	238610-032-D*		
					115	115	115	150	EF8320G184	BR	NBR	120/60,110/50	20753					11.6		●
					150	150	150	200	8320G184MO	BR	NBR	120/60,110/50	21731	10.1	●	-	312191	238610-032-D*		
					115	115	115	150	8320G184MS	BR	NBR	120/60,110/50	21108					11.6	●	-
					110	110	110	200	8320G184	BR	NBR	24/DC	20758	10.1	●	-	302227	238710-006-D*		
					150	150	150	200	EF8320G184	BR	NBR	24/DC	20759					11.6	●	-
					150	150	150	200	8320G202	SS	NBR	120/60,110/50	20941	10.1	●	-	312191	238610-032-D*		
					115	115	115	150	EF8320G202	SS	NBR	120/60,110/50	20942					11.6	●	-
					110	110	110	200	8320G202	SS	NBR	24/DC	21732	11.6	●	-	312192	238710-006-D*		
					110	110	110	200	EF8320G202	SS	NBR	24/DC	20949					11.6	●	-
		3/64	0.15	0	150	-	-	200	8320G089	BR	NBR	120/60,110/50	21730	9.1	-	-	302133	238210-132-D*		
		3/32	0.15	0	150	100	100	200	8314G023	BR	NBR	120/60,110/50	20593	10.1	●	-	302870	238610-032-D*		
					150	100	100	200	8314G035	BR	NBR	120/60,110/50	20596					10.1	●	-
								150	100	100	200	8314G121	SS	NBR	120/60,110/50	20957	10.1	●	-	314457
					150	-	-	180	8317G023	BR	NBR	120/60,110/50	20650	10.1	●	-	302902	238610-032-D*		
					150	150	95	180	8317G035	BR	NBR	120/60,110/50	20652	10.1	●	-	314463	238610-032-D*		
		3/16	0.21	0	250	250	250	180	8300G058RF	BR	NBR	120/60	21474	20.1	-	-	306680-RF	272610-132-D*	4.5	
		1/8	0.25	0	75	60	60	200	8314G036	BR	NBR	120/60,110/50	20598	10.1	●	-	314480	238610-032-D*		
	85				85	85	200	8320G186	BR	NBR	120/60,110/50	20760	10.1					●	-	302143
							85	85	85	200	EF8320G186	BR	NBR	120/60,110/50	20761	10.1	●	-	302143	238614-032-D*
							85	85	85	200	EFHT8320G186	BR	NBR	120/60,110/50	21775					10.1
				85	85	85	200	EF8320G203	SS	NBR	120/60,110/50	20951	10.1	●	-	312191	238614-032-D*			
	11/64	0.35	0	45	45	45	200	8320G188	BR	NBR	120/60,110/50	20764	10.1	●	-	302144	238610-032-D*			
	9/32	0.8	10	200	200	200	180	8321G001	BR	NBR	120/60,110/50	20778	6.1	●	-	302925	238210-032-D*			
				200	200	200	180	EF8321G001	BR	NBR	120/60,110/50	20779					6.1	●	-	302925
							200	200	200	120	8321G001	BR	NBR	24/DC	21381	10.6	●	-	302929	238310-006-D*
				200	200	200	120	EF8321G001	BR	NBR	24/DC	20783	10.6	●	-					302929
	3/32	0.2	5	150	150	95	180	EF8317G035	BR	NBR	120/60,110/50	20653	10.1	●	-	314463	238614-032-D*			
				75	55	30	104	EF8317G035	BR	NBR	24/DC	20656	11.6	●	-	314466	238714-006-D*			
				150	150	95	180	EF8317G036	SS	NBR	120/60,110/50	20657	10.1	●	-	314469	238614-032-D*			
3/2 Normally Open																				
1/4	1/16	0.09	0	250	250	250	200	8320G192	BR	NBR	120/60,110/50	20767	17.1	●	-	302183	238610-132-D*			
				250	250	250	200	8320G192MS	BR	NBR	120/60,110/50	21110					17.1	●	-	302183-MS
	3/32	0.12	0	150	140	140	200	8320G194	BR	NBR	120/60,110/50	20770	10.1	●	-	302184	238610-032-D*			
				200	200	200	180	EF8320G194	BR	NBR	120/60,110/50	21752					10.1	●	-	302184
9/32	0.8	10	200	200	200	180	8321G003	BR	NBR	120/60,110/50	20791	6.1	●	-	302927	238210-032-D*	3.8			

Plastic Body - 3/2 NC 1/4"

Pipe Size (ins.)	Orifice (ins.)	Cv Flow	Operating Pressure Differential (psi)				Max. Fluid Temp. °F	Valve Catalog Number	Body Material	Sealing Material	Voltage	Valve Order Code	Wattage	Approvals		Rebuild Kit Order Code	Replacement Coil Order Code	Approx. Shipping Weight (lbs.)
			Min.	Max.										UL	FM			
				Air	Water	Light Oil												
3/2 Normally Closed																		
1/4	1/16	0.07	0	100	100	-	130	8360G071	PL	NBR	120/60,110/50	20925	9.1	☐	-	304323	238210-132-D*	2.0
	3/32	0.11	0	100	100	-	130	8360G077	PL	NBR	120/60,110/50	20927	6.1	☐	-	304328	238210-032-D*	

General Service - 3/2 U 1/4"

Pipe Size (ins.)	Orifice (ins.)	Cv Flow	Operating Pressure Differential (psi)				Max. Fluid Temp. °F	Valve Catalog Number	Body Material	Sealing Material	Voltage	Valve Order Code	Wattage	Approvals		Rebuild Kit Order Code	Replacement Coil Order Code	Approx. Shipping Weight (lbs.)								
			Min.	Max.										UL	FM											
				Air	Water	Light Oil																				
3/2 Universal																										
1/4	1/32	0.02	0	395	410	410	140	8320A170	BR	Cast UR	120/60,110/50	01471	16.7	●	-	302112	064982-001-D*	2.1								
	3/64	0.04	0	160	160	160	200	8314G006	BR	NBR	120/60,110/50	20586	10.1	●	-	314476	238610-032-D*	2.6								
								EF8314G006	BR	NBR	120/60,110/50	21748					238614-032-D*									
	1/16	0.09	0	125	130	130	200	8320G172	BR	NBR	120/60,110/50	20718	10.1	●	-	302114	238610-032-D*	2.5								
								EF8320G172	BR	NBR	120/60,110/50	20719					238614-032-D*									
								75	75	75	150	8320G172					BR		NBR	24/DC	20725	11.6	●	-	302201	238710-006-D*
	3/32	0.12	0	100	100	100	200	8320G174	BR	NBR	120/60,110/50	20726	17.1	●	-	302116	238610-132-D*	2.5								
								EF8320G174	BR	NBR	120/60,110/50	20728					238614-132-D*									
								EF8320G174MS	BR	NBR	120/60,110/50	20730					302116-MS		238614-132-D*							
								60	60	60	150	EFHB8320G174 ①				BR	NBR		120/60,110/50	20731	17.1	●	-	302116	238814-132-D*	2.5
												EF8320G174				BR	NBR		24/DC	20737	11.6	-	-	302201	238714-006-D*	
												EFHC8320G174 ①				BR	NBR		125/DC	21774	24.6	●	-	302201	238914-335-D*	
								100	100	100	200	8320G200				SS	NBR		120/60,110/50	20939	17.1	●	-	312189	238610-132-D*	2.5
												EF8320G200				SS	NBR		120/60,110/50	20940					238614-132-D*	
	EFHB8320G200	SS	NBR	120/60,110/50	21772	238814-132-D*																				
	60	60	60	150	EF8320G200 ①	SS	NBR					24/DC	20946	11.6	●	-	312190	238714-006-D*								
	3/16	0.25	0	150	150	150	180	8300G058RU	BR	NBR	120/60	20588	10.1	●	-	314816	238610-032-D*	2.6								
	1/8	0.25	0	45	25	25	200	8314G008	BR	NBR	120/60,110/50	21592	10.1	●	-	314477	238610-032-D*	2.6								
								8320G176	BR	NBR	120/60,110/50	20738					17.1		●	-	302116	238610-132-D*				
								EF8320G176	BR	NBR	120/60,110/50	20740										238614-132-D*				
								8320G201	SS	NBR	120/60,110/50	20947										312189	238610-132-D*			
								EF8320G201	SS	NBR	120/60,110/50	20948					238614-132-D*									
	11/64	0.35	0	20	20	20	200	8320G178	BR	NBR	120/60,110/50	20746	10.1	●	-	302118	238610-032-D*	2.5								
								EF8320G178	BR	NBR	120/60,110/50	20747					238614-032-D*									
1/4	0.45	0	120	120	120	200	EF8300D061U	BR	METAL	120/60	20552	28.0	-	-	306688-U	222345-005-D*	4.5									
							150	150	150	176	EF8327G041					BR		NBR	120/50-60	21639	12.0	●	-	123669	276002-032-D*	
							150	150	150	176	EF8327G041					BR		NBR	24/DC	21680	11.6	●	-	123669	238714-006-D*	
							150	150	150	248	EV8327G042					SS		FKM	120/50-60	21640	12.0	●	-	123670	276003-032-D*	
							150	150	150	248	EV8327G042					SS		FKM	24/DC	21681	11.6	●	-	123670	274714-006-D*	

① Class H coil for added ambient temperature capability.



General Service - 3/2 NC/NO 3/8" - 1"

Pipe Size (ins.)	Orifice (ins.)	Cv Flow	Operating Pressure Differential (psi)				Max. Fluid Temp. °F	Valve Catalog Number	Body Material	Sealing Material	Voltage	Valve Order Code	Wattage	Approvals		Rebuild Kit Order Code	Replacement Coil Order Code	Approx. Shipping Weight (lbs.)	
			Min.	Max.										UL	FM				
				Air	Water	Light Oil													
3/2 Normally Closed																			
3/8	9/32	0.8	10	200	200	200	180	8321G002	BR	NBR	120/60,110/50	20784	6.1	●	-	302925	238210-032-D*	3.8	
				200	200	200	120	EF8321G002	BR	NBR	120/60,110/50	20785					238214-032-D*		
				200	200	200	120	EF8321G002	BR	NBR	24/DC	20790					302929		238314-006-D*
	5/8	2.5	10	250	250	-	180	8316G014 ①	BR	NBR	120/60,110/50	20606	17.1	-	-	314495	238610-132-D*		4.5
				150	125	-	180	8316G054 ①	BR	NBR	120/60,110/50	20625					314491		
		3	10	150	125	-	180	EF8316G054 ①	BR	NBR	120/60,110/50	20626	-	-	314491	238214-032-D*	4.9		
1/2	5/8	3.2	10	250	250	-	180	8316G024 ①	BR	NBR	120/60,110/50	20613	17.1	-	-	314495		238610-132-D*	4.0
				250	250	-	180	EF8316G024 ①	BR	NBR	120/60,110/50	21356					314495	238614-132-D*	
	3.2	10	150	125	-	180	8316G064 ①	BR	NBR	120/60,110/50	20637	6.1	-	-	314491	238210-032-D*	4.9		
			150	125	-	180	EF8316G064 ①	BR	NBR	120/60,110/50	20638					314491		238214-032-D*	
3/4	11/16	4.8	10	150	125	-	180	8316G074 ①	BR	NBR	120/60,110/50	20644	6.1	-	-	314491	238210-032-D*	5.1	
1	1	12.5	10	150	125	-	180	8316G034 ①	BR	NBR	120/60,110/50	21728					-		-
3/2 Normally Open																			
3/8	9/32	0.8	10	200	200	200	180	8321G004	BR	NBR	120/60,110/50	20793	6.1	●	-	302927	238210-032-D*	3.8	
	5/8	2.5	10	250	250	-	180	8316G016 ①	BR	NBR	120/60,110/50	20611	17.1	-	-	314496	238610-132-D*	4.5	
1/2	5/8	3.2	10	250	250	-	180	8316G026MO ①	BR	NBR	120/60,110/50	20617	17.1	-	-	314496-MO	238610-132-D*	5.1	
				150	125	-	180	8316G066 ①	BR	NBR	120/60,110/50	20641					314492		238210-032-D*
				150	125	-	180	EF8316G066 ①	BR	NBR	120/60,110/50	21750					-		-

① A Minimum Operating Pressure Differential must be maintained between the pressure and exhaust ports. Supply and exhaust piping must be full area, unrestricted. ASCO flow controls and other similar components must be installed in the cylinder lines only.

Pneumatic Pilot valves are three way (3/2) valves made for pneumatically controlling other system components including cylinders and actuators.

- 1/8" male threads (can be mounted directly to the ASCO Angle Body Piston Valves)
- Pad Mount for use with ASCO pad Single Station sub-bases (must be ordered separately)
- 1/8" roller operated used for physical operation



3/2 NC Pneumatic


Pipe Size (ins.)	Orifice (ins.)	Cv Flow	Operating Pressure Differential				Max. Fluid Temp. °F	Valve Catalog Number	Body Material	Sealing Material	Voltage	Valve Order Code	Wattage	Approvals		Rebuild Kit Order Code	Replacement Coil Order Code	Approx. Shipping Weight (lbs.)
			Min.	Max.										UL	FM			
				Air	Water	Light Oil												
3/2 Normally Closed																		
1/8 Male	3/64	0.05	0	145	-	-	140	18900036	PA+FV	NBR	120/60,110/50	18900036-120/60	2.5	-	-	-	43004884	1.0
				145	-	-	140	18900036	PA+FV	NBR	24/DC	18900036-24/DC	2.5	-	-	-	43004869	
				145	-	-	140	18900049	PA+FV	NBR	120/60,110/50	18900049-120/60	2.5	-	-	-	43004884	
				145	-	-	140	18900049	PA+FV	NBR	24/DC	18900049-24/DC	2.5	-	-	-	43004869	
Pad Mounted	3/64	0.05	0	145	-	-	140	18900001	PA+FV	NBR	120/60,110/50	18900001-120/60	2.5	-	-	-	43004884	1.0
				145	-	-	140	18900001	PA+FV	NBR	24/DC	18900001-24/DC	2.5	-	-	-	43004869	
				145	-	-	140	18990001	PA+FV	NBR	-	18990001	-	-	-	-	-	
				175	-	-	140	19200002	PA+FV	NBR	120/60,110/50	19200002-120/60	2.5	-	-	-	43004924	
				175	-	-	140	19200002	PA+FV	NBR	24/DC	19200002-24/DC	2.5	-	-	-	43004171	
				175	-	-	140	19200002	PA+FV	NBR	24/DC	19200002-24/DC	2.5	-	-	-	43004171	
3/2 Normally Closed - 1-Way Roller Operated																		
1/8	5/32	0.28	0	150	-	-	150	31000019	ZN	NBR	-	31000019	-	-	-	-	-	1.5

Pipe Size (ins.)	Body Material	Single Station Catalog Number and Order Code
1/8	ZN	35300051

Zinc body to convert pad mount products to piped version.

Four way four port (4/2) and five port (5/2) general service solenoid valves have one pressure port, two cylinder ports, and either one or two exhaust ports.

- Control of air, water, light oil, non-corrosive media
- Size range of 1/4" to 1/2"
- Single solenoid operation (pressure and exhaust ports alternate cylinder ports when energized and de-energized)
- Dual solenoid operation (pressure and exhaust ports alternate cylinder ports based on which solenoid is energized last)
- Inline (pipe connections) and NAMUR (industry standard direct mount) configurations



General Service - 4/2 Inline 1/4" - 1/2"

Pipe Size (ins.)	Orifice (ins.)	Cv Flow	Operating Pressure Differential (psi)				Max. Fluid Temp. °F	Valve Catalog Number	Body Material	Sealing Material	Voltage	Valve Order Code	Wattage	Approvals		Rebuild Kit Order Code	Replacement Coil Order Code	Approx. Shipping Weight (lbs.)						
			Max.			Min.								Air	Water				Light Oil	UL	FM			
			Air	Water	Light Oil																			
4/2 Inline Single Solenoid																								
1/4	5/64	0.1	0	150	-	-	130	8340G001	AL	PE	120/60,110/50	21064	17.1	●	-	302751	238610-132-D*	4.5						
								EF8340G001	AL	PE	120/60,110/50	21069					238614-132-D*							
				JSP8340G001	AL	PE	120/60,110/50	21779	238612-132-*															
				100	-	-	95	8340G001	AL	PE	24/DC	21066					22.6		●	-	302759	238710-106-D*		
	3/16	0.7	0	0	125	100	100	160	8342G001	BR	PTFE	120/60	21421	20.1	●	-	306191	272610-132-D*	4.0					
									EF8342G001	BR	NBR	120/60	21422					272614-132-D*						
					EFHB8342G001 ②	BR	NBR	120/60	21773	272814-132-D*														
					125	100	100	180	HB8342G001 ②	BR	NBR	120/60	21776					20.1		●	-	306191	272810-132-D*	
					125	100	100	160	EF8342G001MS	BR	NBR	120/60	21424					20.1		●	-	306191-MS	272614-132-D*	
									EF8342G001MMS	BR	NBR	120/60	21753										306806	272614-132-D*
		1/4	0.8	10	0	250	250	250	180	8344G000 ①	BR	NBR	120/60,110/50	20815	17.1	-	-	302710	238610-132-D*	5.2				
										EF8344G000 ①	BR	NBR	120/60,110/50	21756					238614-132-D*					
						8344G000MO ①	BR	NBR	120/60,110/50	20816	302710-MO	238610-132-D*												
						150	125	125	180	8344G070 ①	BR	NBR	120/60,110/50	20849					10.1		●	-	302709	238610-032-D*
						EF8344G070 ①	BR	NBR	120/60,110/50	20851	302709-MO	238610-032-D*												
						125	125	125	150	8344G070MO ①	BR	NBR	120/60,110/50	20850					11.6		●	-	302731	238710-006-D*
	EF8344G070 ①	BR	NBR	24/DC	21760					238714-006-D*														
	3/8	3/16	0.7	0	125	100	100	160	8342G003	BR	PTFE	120/60	21426	20.1	●	-	306191	272610-132-D*	4.0					
									EF8342G003	BR	NBR	120/60	21427					272614-132-D*						
					EF8342G003MS	BR	NBR	120/60	21428	306191-MS	272614-132-D*													
					125	-	-	160	EF8342G003PMS	BR	NBR	120/60	21754					20.1		●	-	314213	272614-132-D*	
		1/4	0.8	10	0	250	250	250	180	8344G001 ①	BR	NBR	120/60,110/50	20819	17.1	●	-	302710	238610-132-D*	5.5				
										EF8344G001 ①	BR	NBR	120/60,110/50	21757					238614-132-D*					
						8344G001MO ①	BR	NBR	120/60,110/50	20820	302710-MO	238610-132-D*												
150						125	125	180	8344G072 ①	BR	NBR	120/60,110/50	20857	10.1					●		-	302711	238610-032-D*	
EF8344G072 ①			BR	NBR	120/60,110/50	20859	302711-MO	238614-032-D*																
3/8			1.4	10	0	250	250	250	180	8344G027 ①	BR	NBR	120/60,110/50	20826	17.1	●	-	302712	238610-132-D*	6.0				
										EF8344G027 ①	BR	NBR	120/60,110/50	21758					238614-132-D*					
						8344G027MO ①	BR	NBR	120/60,110/50	20827	302712-MO	238610-132-D*												
	150	125				125	180	8344G074 ①	BR	NBR	120/60,110/50	20865	10.1	●					-		302711	238610-032-D*		
EF8344G074 ①	BR	NBR	120/60,110/50	20867	302711-MO	238614-032-D*																		
1/2	3/8	1.4	10	250	250	250	180	8344G074MO ①	BR	NBR	120/60,110/50	20868	10.1	●	-	302711-MO	238614-032-D*	6.2						
								8344G074MO ①	BR	NBR	120/60,110/50	20866					238610-032-D*							

① A Minimum Operating Pressure Differential must be maintained between the pressure and exhaust ports. Supply and exhaust piping must be full area, unrestricted. ASCO flow controls and other similar components must be installed in the cylinder lines only.

② Class H coil for added ambient temperature capability.



General Service 4/2 - Inline 1/4" - 1/2"

Pipe Size (ins.)	Orifice (ins.)	Cv Flow	Operating Pressure Differential (psi)				Max. Fluid Temp. °F	Valve Catalog Number	Body Material	Sealing Material	Voltage	Valve Order Code	Wattage	Approvals		Rebuild Kit Order Code	Replacement Coil Order Code	Approx. Shipping Weight (lbs.)
			Min.	Max.										UL	FM			
				Air	Water	Light Oil												
4/2 Inline Dual Solenoid																		
1/4	3/16	0.7	0	125	125	125	160	8342G020	BR	PTFE	120/60	21734	16.1	●	-	306193	272610-032-D*	4.8
				250	200	125	180	EF8342G020	BR	PTFE	120/60	21425					272614-032-D*	
	1/4	0.8	10	250	200	125	180	EF8344G044 ①	BR	NBR	120/60,110/50	21759	6.1	●	-	302721	238214-032-D*	5.9
		1	10	250	200	125	180	EF8344G044MO ①	BR	NBR	120/60,110/50	20839	6.1	-	-	302721-MO	238214-032-D*	6.7
3/8	3/16	0.7	0	125	125	125	160	8342G022	BR	PTFE	120/60	21735	16.1	●	-	306193	272610-032-D*	4.8
				250	200	125	180	EF8342G022	BR	NBR	120/60	21755					272614-032-D*	
1/2	3/8	1.4	10	250	200	125	180	8344G082	BR	NBR	120/60,110/50	20877	6.1	●	-	302723	238210-032-D*	7.1

① A Minimum Operating Pressure Differential must be maintained between the pressure and exhaust ports. Supply and exhaust piping must be full area, unrestricted. ASCO flow controls and other similar components must be installed in the cylinder lines only.

Group Mount valves can be mounted together in different quantities to reduce piping and installation time and allowing for common inlet or exhaust ports.

- Control of air and inert gas only
- Two way (2/2) Normally Closed , three way (3/2) Normally Closed and Universal, and four way four port (4/2) operations
- Combinations of Normally Closed and Normally Open can be grouped together



Group Mounted 2/2 NC, 3/2 NC/U, 4/2 1/8" - 1/4"

Pipe Size (ins.)	Orifice (ins.)	Cv Flow	Operating Pressure Differential (psi)				Max. Fluid Temp. °F	Valve Catalog Number	Body Material	Sealing Material	Voltage	Valve Order Code	Wattage	Approvals		Rebuild Kit Order Code	Replacement Coil Order Code	Approx. Shipping Weight (lbs.)
			Min.	Max.										UL	FM			
				Air	Water	Light Oil												
2/2 Normally Closed																		
1/8	3/64	0.05	0	150	180	180	SC8280B002	AL	NBR	120/60,110/50	03035	6.3	□	-	-	400125-225-*	1.5	
3/2 Normally Closed																		
1/8	3/64	0.05	0	150	180	180	SC8380B002	AL	NBR	120/60,110/50	03052	6.3	□	-	-	400115-225-*	1.5	
				150	77	77	U8380B002	AL	NBR	120/60,110/50	03053					400115-225-D*		
				150	77	77	U8380B002	AL	NBR	24/DC	03054	6.9	□	-	-	400115-142-D*		
3/2 Universal																		
1/8	3/64	0.07	0	100	180	180	SC8380B003	AL	NBR	120/60,110/50	03090	6.3	□	-	-	400115-225-*	1.5	
4/2 Inline Single Solenoid																		
1/8	1/8	0.20	30	150	140	140	26300007	ZN	NBR	120/60,110/50	26300007-120/60	2.5	-	-	-	43004884	1.0	
				150	140	140	26300007	ZN	NBR	24/60	26300007-24/60					43004878		
				150	140	140	26300007	ZN	NBR	24/DC	26300007-24/DC	43004869						
				150	140	140	26390003	ZN	NBR	-	26390003	-						
1/4	5/64	0.1	0	150	104	104	8340A003	AL	PE	120/60,110/50	01892	16.7	●	-	302753	064982-001-D*	1.5	
1/4	1/4	1.00	30	150	140	140	26400027	ZN	NBR	120/60,110/50	26400027-120/60	2.5	-	-	-	43004884	2.0	
				150	140	140	26400027	ZN	NBR	24/DC	26400027-24/DC	43004869						
				150	140	140	26400029 ①	ZN	NBR	120/60,110/50	26400029-120/60	43004884						

① Includes flow control device assembled.

General Service - 5/2 Inline/NAMUR 1/8" - 1/4"

Pipe Size (ins.)	Orifice (ins.)	Cv Flow	Operating Pressure Differential (psi)				Max. Fluid Temp. °F	Valve Catalog Number	Body Material	Sealing Material	Voltage	Valve Order Code	Wattage	Approvals		Rebuild Kit Order Code	Replacement Coil Order Code	Approx. Shipping Weight (lbs.)														
			Min.	Max.										UL	FM																	
				Air	Water	Light Oil																										
5/2 Inline Single Solenoid																																
1/8	0.16	0.42	25	115	-	-	120	52000015	AL	NBR	120/60,110/50	52000015	1.6	□	-	-	-	1.0														
					150	-	-	180	8345H003 ①	BR	NBR	120/60,110/50	21058	10.1	●	-	302698	238610-032-D*														
			10	150	150	150	180	EF8345H003 ①	BR	NBR	120/60,110/50	21059	302698-V					238614-032-D*														
								8345H003V ①	BR	NBR	120/60,110/50	21739	314453					238610-032-D*														
			10	150	150	150	150	180	8345G001 ①	BR	NBR	120/60,110/50	20879	10.1	●	-	314453-MO	238610-032-D*														
									EF8345G001 ①	BR	NBR	120/60,110/50	20882					238614-032-D*														
									EF8345G001MO ①	BR	NBR	120/60,110/50	20883					238614-032-D*														
									8345G001MO ①	BR	NBR	120/60,110/50	20880					238610-032-D*														
									8345G001V ①	BR	NBR	120/60,110/50	21738					314453-V	238610-032-D*													
									100	100	100	104	8345G001 ①					BR	NBR	24/DC	21737	11.6	●	-	314455	238710-006-D*						
			100	100	100	140	EF8345G001 ①	BR	NBR	24/DC	20890	238714-006-D*																				
			150	150	150	180	EFHT8345G001 ①②	BR	NBR	120/60,110/50	20884	10.1	●	-	314453	238814-032-D*																
			1/4	0.16	0.09	10	150	150	150	180	EFHT8345G001 ①②	BR	NBR	120/60,110/50	20884	10.1	●	-	314453	238814-032-D*												
																					30	150	-	-	140	SC8551A017MS	AL	NBR	120/50-60	21796	2.5	□
SC8551A017MMS	AL	NBR																								120/50-60	21798	400125-088-*				
WT8551A017MS	AL	NBR																								120/60,110/50	21811	266763-902-D*				
150	-	-																			104	WT8551A017MMS	AL	NBR	120/60,110/50	21813	6.3	□	-	-	266763-902-D*	
																						EF8551A017MS	AL	NBR	120/60,110/50	21764	6.3	●	-	-	266762-902-D*	
150	-	-				140	EF8551A017MMS	AL	NBR	120/60,110/50	21766	266762-902-D*																				
							SC8551A017MS	AL	NBR	24/DC	21797	3.0	□	-	-	400125-042-*																
150	-	-				77	SC8551A017MMS	AL	NBR	24/DC	21799					400125-042-*																
							WT8551A017MS	AL	NBR	24/DC	21812	6.9	□	-	-	270008-006-D*																
150	-	-				77	WT8551A017MMS	AL	NBR	24/DC	21814					270008-006-D*																
							EF8551A017MS	AL	NBR	24/DC	21765	6.9	●	-	-	270007-006-D*																
EF8551A017MMS	AL	NBR				24/DC	21767	270007-006-D*																								
5/2 Inline Dual Solenoid																																
1/4	0.16	0.09	10	150	150	150	180	EFHT8345G001 ①②	BR	NBR	120/60,110/50	20884	10.1	●	-	314453	238814-032-D*															
																		30	150	-	-	140	SC8551A018MS	AL	NBR	120/50-60	21800	2.5	□	-	-	400125-088-*
																							SC8551A018MMS	AL	NBR	120/50-60	21802					400125-088-*
																							WT8551A018MS	AL	NBR	120/60,110/50	21815					266763-902-D*
																		150	-	-	104	WT8551A018MMS	AL	NBR	120/60,110/50	21817	6.3	□	-	-	266763-902-D*	
																						EF8551A018MS	AL	NBR	120/60,110/50	21768	6.3	●	-	-	266762-902-D*	
			150	-	-	140	EF8551A018MMS	AL	NBR	120/60,110/50	21770	266762-902-D*																				
							SC8551A018MS	AL	NBR	24/DC	21801	3.0	□	-	-	400125-042-*																
			150	-	-	77	SC8551A018MMS	AL	NBR	24/DC	21803					400125-042-*																
							EF8551A018MS	AL	NBR	24/DC	21769	6.9	●	-	-	270007-006-D*																
			150	-	-	77	EF8551A018MMS	AL	NBR	24/DC	21771					270007-006-D*																
							WT8551A018MS	AL	NBR	24/DC	21816	6.9	□	-	-	270008-006-D*																
			WT8551A018MMS	AL	NBR	24/DC	21818	270008-006-D*																								
			5/2 NAMUR Mount Single Solenoid																													
1/4	0.16	0.09	10	150	150	150	180	EFHT8345G001 ①②	BR	NBR	120/60,110/50	20884	10.1	●	-	314453	238814-032-D*															
																		30	150	-	-	140	SC8551A001MS	AL	NBR	120/50-60	21595	2.5	□	-	-	400125-088-*
																							SC8551A001MMS	AL	NBR	120/50-60	21794					400125-088-*
																							WT8551A001MS	AL	NBR	120/60,110/50	21597					266763-902-D*
																		150	-	-	104	WT8551A001MMS	AL	NBR	120/60,110/50	21809	6.3	□	-	-	266763-902-D*	
																						EF8551A001MS	AL	NBR	120/60,110/50	21599	6.3	●	-	-	266762-902-D*	
			150	-	-	140	EF8551A001MMS	AL	NBR	120/60,110/50	21762	266762-902-D*																				
							SC8551A001MS	AL	NBR	24/DC	21596	3.0	□	-	-	400125-042-*																
			150	-	-	77	SC8551A001MMS	AL	NBR	24/DC	21795					400125-042-*																
							WT8551A001MS	AL	NBR	24/DC	21598	6.9	□	-	-	270008-006-D*																
			150	-	-	77	WT8551A001MMS	AL	NBR	24/DC	21810					270008-006-D*																
							EF8551A001MS	AL	NBR	24/DC	21600	6.9	●	-	-	270007-006-D*																
			EF8551A001MMS	AL	NBR	24/DC	21763	270007-006-D*																								

① A Minimum Operating Pressure Differential must be maintained between the pressure and exhaust ports. Supply and exhaust piping must be full area, unrestricted. ASCO flow controls and other similar components must be installed in the cylinder lines only.

② Class H coil for added ambient temperature capability.




5/2 Pneumatic Valves

Pipe Size (ins.)	Orifice (ins.)	Cv Flow	Operating Pressure Differential (psi)				Max. Fluid Temp. °F	Valve Catalog Number	Body Material	Sealing Material	Voltage	Valve Order Code	Wattage	Approvals		Rebuild Kit Order Code	Replacement Coil Order Code	Approx. Shipping Weight (lbs.)
			Min.	Max.		Light Oil								UL	FM			
				Air	Water													
5/2 ISO Pad Mount																		
ISO 1 Pad Mounted	1/4	0.84	45	145	-	-	140	54100316	ZN	NBR	120/60,110/50	54100316-120/60	2.5	-	-	-	43004884	2.0
			45	145	-	-	140	54100883	PA+FV	NBR	120/60,110/50	54100883-120/60	2.5	-	-	-	43004884	
		1.05	45	145	-	-	140	54100883	PA+FV	NBR	24/DC	54100883-24/DC	2.5	-	-	-	43004869	
			45	145	-	-	140	54101006	ZN	NBR	120/60,110/50	54101006-120/60	2.5	-	-	-	43004884	
ISO 2 Pad Mounted	1/2	2.17	35	150	-	-	140	54200160	ZN	NBR	120/60,110/50	54200160-120/60	2.5	-	-	-	43005085	3.0

Pipe Size (ins.)	Body Material	Single Station Catalog Number and Order Code	Joinable Catalog Number and Order Code	End Plate Set Catalog Number and Order Code
ISO 1 Subbase				
1/4	AL	35500138	35500093	-
3/8	AL	35500127	-	35500092
ISO 2 Subbase				
1/2	AL	35500070	35500099	-

Low Power valves minimize temperature rise and power draw allowing the user to reduce wiring and operate these DC valves directly off of computer control. Intrinsically Safe valves are for use in an inherently safe system which will not ignite an explosive atmosphere.

- Three way (3/2) Normally Closed and Universal operations
- Four way, four and five port (4/2 and 5/2) operation
- Size range of 1/4" to 1/2"



Intrinsically Safe/Low Power


Pipe Size (ins.)	Orifice (ins.)	Cv Flow	Operating Pressure Differential (psi)		Max. Fluid Temp. °F	Valve Catalog Number	Body Material	Sealing Material	Voltage	Valve Order Code	Wattage	Approvals		Rebuild Kit Order Code	Replacement Coil Order Code	Approx. Shipping Weight ((lbs.))		
			Min.	Max. Air								UL	FM					
3/2 Universal Low Power																		
1/4	1/16	0.08	0	150	140	8314G300	BR	NBR	24/DC	21156	1.4	●	-	316816	238710-902-D*	2.6		
						EF8314G300	BR	NBR	24/DC	21071					238714-902-D*			
						EF8314G301	SS	NBR	24/DC	21072					238714-902-D*			
			5	150	140	EF8317G307	BR	NBR	24/DC	21074	1.4	●	-	316839	238714-902-D*		2.7	
						EF8317G308	SS	NBR	24/DC	21075					316845			238714-902-D*
3/2 Normally Closed Low Power																		
1/4	5/16	1.5	15	150	140	EF8316G301 ①	BR	NBR	24/DC	21751	1.4	□	-	316982	238714-902-D*	4.1		
						EV8316G381V ①	SS	FKM	24/DC	21225	1.4	●	-	316982-V	274714-902-D*	4.5		
3/8	5/16	1.8	15	150	140	EF8316G302 ①	BR	NBR	24/DC	21139	1.4	□	-	316982	238714-902-D*	4.1		
						EV8316G382V ①	SS	FKM	24/DC	21226	1.4	●	-	316982-V	274714-902-D*	5.0		
1/2	5/8	4	15	150	140	EF8316G304 ①	BR	NBR	24/DC	21140	1.4	□	-	316966	238714-902-D*	4.9		
						EV8316G384V ①	SS	FKM	24/DC	21342	1.4	●	-	318399-V	274714-902-D*	6		
4/2 Low Power																		
1/4	1/4	0.08	10	150	140	EF8344G370 ①	BR	NBR	24/DC	21076	1.4	●	-	316841	238714-902-D*	5.2		
3/2 Universal Intrinsically Safe																		
1/4	1/16	0.08	0	150	140	WB IS8314A300 ②	BR	NBR	24/DC	21601	0.44	-	●	322294	274445-001-*	2.6		
						WB IS8314A301 ②	SS	NBR	24/DC	21602				316816	274445-001-*			
						WB IS8317A307 ②	BR	NBR	24/DC	21603				322295	274445-001-*			
3/2 Normally Closed Intrinsically Safe																		
1/4	5/16	1.5	15	150	140	WB IS8316A301 ①②	BR	NBR	24/DC	21611	0.44	-	●	316982	274445-001-*	4		
						WB IS8316A381V ①②	SS	FKM	24/DC	21808	0.44	-	●	316982-V	274445-001-*	4.5		
4/2 Intrinsically Safe																		
1/4	3/8	0.8	10	150	140	WB IS8344A370 ①②	BR	NBR	24/DC	21615	0.44	-	●	316841	274445-001-*	5.2		
5/2 Intrinsically Safe																		
1/4	1/16	0.04	10	150	140	WB IS8345A301 ①②	BR	NBR	24/DC	21617	0.44	-	●	316844	274445-001-*	4.8		

① A Minimum Operating Pressure Differential must be maintained between the pressure and exhaust ports. Supply and exhaust piping must be full area, unrestricted. ASCO flow controls and other similar components must be installed in the cylinder lines only.

② Designed solely for installation in Intrinsically Safe areas, with properly approved and sized current and voltage coil rating safety barriers.

Manual Reset valves use manual reset assemblies in conjunction with the solenoid in order to prevent inadvertent valve startup in their designed failure modes.

- No Voltage Release valves can be latched by moving the lever to the latched position when the solenoid is energized, the valve trips when the solenoid is de-energized. When tripped the valve can be manually cycled open/closed but the solenoid must be energized to re-latch.
- Electrically Tripped valves can be latched when the lever is moved to the latched position and the solenoid is de-energized. The valve trips when the solenoid is energized by a continuous or momentary (0.3 seconds minimum) electrical signal.
- Two way (2/2) Normally Open (closes when energized) operations
- Three way (3/2) Universal (can function as NC, NO, diverter of one fluid, or selector of 2 fluids) operation
- Size range of 1/4" to 1/2"



Manual Reset 3/2 U 1/4"


Pipe Size (ins.)	Orifice (ins.)	Cv Flow	Operating Pressure Differential (psi)			Max. Fluid Temp. °F	Valve Catalog Number	Body Material	Sealing Material	Voltage	Valve Order Code	Wattage	Approvals		Rebuild Kit Order Code	Replacement Coil Order Code	Approx. Shipping Weight (lbs.)	
			Min.	Max.									UL	FM				
				Air	Water													Light Oil
3/2 Universal Operation No Voltage Release																		
1/4	11/64	0.38	0	125	125	125	180	EF8308B040	BR	NBR	120/60,110/50	21569	20	☐	-	318718	099257-005-D*	3.0
3/2 Universal Operation Electrically Tripped																		
1/4	11/64	0.38	0	125	125	125	180	EF8310B040	BR	NBR	120/60,110/50	21573	20	☐	-	318720	099257-005-D*	3.0

Pipe Size (ins.)	Orifice (ins.)	Cv Flow	Operating Pressure Differential (psi)		Max. Fluid Temp. °F	Valve Catalog Number	Body Material	Sealing Material	Voltage	Valve Order Code	Approvals		Pilot Pressure (psi)		Fluid Temp. °F		Wattage	Pilot Valve Catalog Number	Approx. Shipping Weight (lbs.)
			Min.	Max.							UL	FM	Min.	Max.	Min.	Max.			
2/2 Normally Open Low Power - No-Voltage Release																			
1/2	5/16	.45	0	125	200	HVX264153013-18795	SS	FKM	24/DC	21777	●	-	25	125	-40	140	1.4	EF8314G300	8.0
3/2 Universal Low Power - No-Voltage Release																			
3/8	1/4	.45	0	125	200	HV264153-013	BR	FKM	24/DC	02982	●	-	25	125	-40	140	1.4	EF8314G300	8.0



Redundant Control System

- Safety Instrumented Systems • Process Reliability • Process Valve Diagnostics



ADVANTAGES

- NO NUISANCE TRIPS
- EASY ON-LINE MAINTENANCE
- HIGH AVAILABILITY
- AUTOMATED SOLENOID TESTING
- KNOWN TECHNOLOGY
- AUTOMATED PARTIAL STROKE TESTING
- LOWEST COST OPTION FOR VALVE ACTUATION AND AUTOMATED TESTING



For detailed information go to the Get Literature section at www.ascovalve.com.

Refer to inside cover for ordering information.



GUARANTEED SAME DAY SHIPMENT[†]



Valve Monitoring Systems are designed for both local visual and remote electrical position indication of process control valves.

- Rotary control valve application in NAMUR and NON-NAMUR configurations
- Linear application for ASCO Angle Body Piston control valves
- Mechanical or proximity switch configuration



Valve Monitoring Systems

Enclosure Type	Approvals	Conduit Connection (NPT)	Indicator	Switches	Number of Switches	Catalog Number and Order Code	Approx. Shipping Weight (lbs.)
NAMUR							
Aluminum - NEMA 4, 4X	FM Class I, Division II	(2) 3/4	Yellow and Black	Tungsten Proximity 3A	2	VR2C2YAT2NGA	4.0
Aluminum - Division I	FM Class I, Division I	(2) 3/4	Yellow and Black	Tungsten Proximity 3A	2	VR7C2YAT2NGA	4.0
Aluminum - NEMA 4, 4X	NEMA 4, 4X	(2) 3/4	Yellow and Black	Mechanical SPDT - Silver Contacts 15A	2	VR3C2YAA2NGA	4.0
Plastic PBT - NEMA 4, 4X	FM Class I, Division II	(2) 3/4	Yellow and Black	Tungsten Proximity 3A	2	VR8C2YAT2NGA	4.5
Plastic PBT - NEMA 4, 4X	NEMA 4, 4X	(2) 3/4	Yellow and Black	Mechanical SPDT - Silver Contacts 15A	2	VR4C2YAA2NGA	4.5
NON-NAMUR							
Aluminum - NEMA 4, 4X	FM Class I, Division II	(2) 3/4	Yellow and Black	Tungsten Proximity 3A	2	VR2B2YAT2NGA	4.0
Aluminum - Division I	FM Class I, Division I	(2) 3/4	Yellow and Black	Mechanical SPDT - Silver Contacts 15A	2	VR7B2YAA2NGA	7.7
Aluminum - NEMA 4, 4X	NEMA 4, 4X	(2) 3/4	Yellow and Black	Mechanical SPDT - Silver Contacts 15A	2	VR3B2YAA2NGA	4.0
Plastic PBT - NEMA 4, 4X	FM Class I, Division II	(2) 3/4	Yellow and Black	Tungsten Proximity 3A	2	VR8B2YAT2NGA	4.5
Plastic PBT - NEMA 4, 4X	NEMA 4, 4X	(2) 3/4	Yellow and Black	Mechanical SPDT - Silver Contacts 15A	2	VR4B2YAA2NGA	4.5
FOR ASCO 8290 SERIES VALVES							
Plastic PBT - NEMA 4, 4X	NEMA 4, 4X	(2) 1/2	Yellow and Black	Mechanical SPDT - Silver Contacts 15A	2	HS4N1YAA2NGA	3.0

VMS Pneumatic Pilot Valves

3/2 Normally Closed																		
Pipe Size (ins.)	Orifice (ins.)	Cv Flow	Operating Pressure Differential			Max. Fluid Temp. °F	Catalog Number	Body Material	Sealing Material	Voltage	Valve Order Code	Wattage	Approvals		Rebuild Kit Order Code	Replacement Coil Order Code	Approx. Shipping Weight (lbs.)	
			Min.	Max.									UL	FM				
				Air	Water													Light Oil
1/4	1/8	0.30	35	125	-	-	158	8355A001EEAG ①	NPBR	NBR	120/60,110/50	8355A001EEAG	2.0	-	●	-	-	3.8
				125	-	-	158	8355A001EED2 ①	NPBR	NBR	24/DC	8355A001EED2	0.5	-	●	-	-	
				125	-	-	158	8355A081EEAG ①	SS	NBR	120/60,110/50	8355A081EEAG	2.0	-	●	-	-	
				125	-	-	158	8355A081EED2 ①	SS	NBR	24/DC	8355A081EED2	0.5	-	●	-	-	
4/2 Single Solenoid																		
Pipe Size (ins.)	Orifice (ins.)	Cv Flow	Operating Pressure Differential			Max. Fluid Temp. °F	Catalog Number	Body Material	Sealing Material	Voltage	Valve Order Code	Wattage	Approvals		Rebuild Kit Order Code	Replacement Coil Order Code	Approx. Shipping Weight (lbs.)	
			Min.	Max.									UL	FM				
				Air	Water													Light Oil
1/4	1/8	0.30	35	125	-	-	158	8455A001EEAG ①	NPBR	NBR	120/60,110/50	8455A001EEAG	2.0	-	●	-	-	4.0
				125	-	-	158	8455A001EED2 ①	NPBR	NBR	24/DC	8455A001EED2	0.5	-	●	-	-	
				125	-	-	158	8455A081EEAG ①	SS	NBR	120/60,110/50	8455A081EEAG	2.0	-	●	-	-	
				125	-	-	158	8455A081EED2 ①	SS	NBR	24/DC	8455A081EED2	0.5	-	●	-	-	

① Class H coil for added ambient temperature capability.

VMS Brackets/Accessories

Description	Material	Order Code	Description	Material	Order Code
VR Series Brackets					
NAMUR 30X80X20	AL	281942-001	NON-NAMUR MATRYX (XOMOX) MX-450	SS	281942-533
NAMUR 30X130X30	AL	281942-002	NAMUR 30X80X30	SS	281942-541
NAMUR 30X80X30	AL	281942-041	NON-NAMUR JAMESBURY QP1, QP2	SS	281942-568
NAMUR 30X130X50	AL	281942-042	NON-NAMUR JAMESBURY QP3	SS	281942-569
NAMUR 30X80X20	SS	281942-501	NON-NAMUR JAMESBURY QP4, QP5	SS	281942-570
NAMUR 30X130X30	SS	281942-502	BRAG 90/91 Ser. 63,83,92,118,127	SS	281942-607
WATTS PA & PAS 150,400,1000,1500	SS	281942-503	PRATT MDT OPERATOR	SS	281942-610
WORCESTER 2539	SS	281942-509	NON-NAMUR KEYSTONE 79U SIZE 6, 12	SS	281942-618
BETTIS CB-315, CB-315SR, CBL-415, CBL-415SR	SS	281942-512	NON-NAMUR KEYSTONE 79U SIZE 24, 36, 65	SS	281942-619
NON-NAMUR BETTIS CB-525, CBL-725	SS	281942-514	NON-NAMUR JAMESBURY QP6	SS	281942-624
Conduit Connector					
1/2 X 1/2 Slip-Lok	SS	280544-001	1/2 X 3/4 Slip-Lok	SS	278672-001
HS Series Bracket					
ASCO 8290 Series Valves	PA	280180-006			

Combustion valves are for the control of combustible gases and fuel oil as listed.

- Two way (2/2) Normally Closed (Shut-Off) and Normally Open (Vent) operations
- Three way (3/2) Normally Closed (pressure to cylinder port when energized) operation
- Solenoid operated (electrically), Cable operated (mechanical operation for range hoods), Manual Reset (conjunction of solenoid and manual operation), Electro-Hydraulically operated (electric motor using hydraulic pumps for operation)
- Size range of 1/8" to 3"



Combustion 2/2 NC/NO/Manual Reset 1/8" - 3"

Pipe Size (ins.)	Orifice (ins.)	Cv Flow	Gas Capacity		Operating Pressure (psi)		Max. Fuel Gas	Max. Fluid Temp. °F	Valve Catalog Number	Body Material	Sealing Material	Voltage	Valve Order Code	Wattage	Approvals			Rebuild Kit Order Code	Replacement Coil Order Code	Approx. Shipping Weight (lbs.)
			Btu/Hr	Min.	UL	FM									CSA					
2/2 Normally Closed																				
1/8	5/16	1	53,700	0	15	125	8040H006	AL	NBR	120/60,110/50	21183	6.1	UL	●	●	318247	238210-032-D*	1.8		
1/4	9/32	0.96	51,700	0	10	125	8262G078	BR	NBR	120/60,110/50	20440	10.1	UL	●	●	306631	238610-032-D*	2.4		
			74,700	0	45	125	8262G210B	BR	NBR	120/60,110/50	21098	10.1	UL	●	●	304088	238610-032-D*			
3/8	5/16	1.1	59,000	0	15	125	8040H007	AL	NBR	120/60,110/50	21184	6.1	UL	●	●	318247	238210-032-D*	1.8		
	5/16	1.2	64,400	0	15	125	8040H008	AL	NBR	120/60,110/50	21185	6.1	UL	●	●	318247	238210-032-D*			
1/2	3/4	3.4	150,000	0	50	125	8210G074	BR	NBR	120/60,110/50	20198	10.1	UL	●	●	304076	238610-032-D*	3.2		
			183,000	0	5	125	8214G010	AL	NBR	120/60,110/50	21046	17.1	UL	●	●	316233	238610-132-D*			
1/2	5/8	3.6	193,000	0	50	125	8210G075	BR	NBR	120/60,110/50	20199	10.1	UL	●	●	304076	238610-032-D*	3.2		
			280,000	5	250	125	8210G106B	BR	NBR	120/60,110/50	20279	10.1	-	-	●	306632	238610-032-D*			
			238,500	0	5	125	8214G020	AL	NBR	120/60,110/50	21047	17.1	UL	●	●	316233	238610-132-D*			
			374,000	0	50	125	8215G020B	AL	NBR	120/60,110/50	20291	10.1	UL	●	●	304089	238610-032-D*			
3/4	3/4	5.4	291,000	0	2	125	8040G022	AL	NBR	120/60,110/50	20030	10.1	UL	●	●	306633	238610-032-D*	2.8		
			247,500	0	5	125	8214G030	AL	NBR	120/60,110/50	21048	17.1	UL	●	●	316233	238610-132-D*			
			247,500	0	5	125	8214G030	AL	NBR	12/DC	21383	22.6	UL	●	●	316790	238710-104-D*			
	1 5/8	9.5	512,000	0	2	125	8210G076	BR	NBR	120/60,110/50	20200	10.1	UL	●	●	304076	238610-032-D*	3.4		
				0	2	125	8040G023	AL	NBR	120/60,110/50	20031	10.1	UL	●	●	306633	238610-032-D*			
				0	2	125	8040G023	AL	NBR	24/60	21126	10.1	UL	●	●	306633	238610-005-D*			
1	1 5/8	11	580,000	0	5	125	JB8214035CSA	AL	NBR	120/60,110/50	03151	20.0	UL	●	●	316429	099257-005-D*	4.3		
			580,000	0	5	125	JB8214035CCSA	AL	NBR	120/60,110/50	21337					318303	099257-005-D*			
			580,000	0	5	125	JB8214035VICSA	AL	NBR	120/60,110/50	21336					318303	099257-005-D*			
			580,000	0	5	125	8040C004CSA	AL	NBR	120/60,110/50	00185					304079	099257-001-D*			
1	1 5/8	21	1,119,000	0	5	125	JB8214050CSA	AL	NBR	120/60,110/50	03152	20.0	UL	●	●	316429	099257-005-D*	4.3		
			1,119,000	0	5	125	JB8214050CCSA	AL	NBR	120/60,110/50	21297					318303	099257-005-D*			
			1,119,000	0	5	125	JB8214050VICSA	AL	NBR	120/60,110/50	21292					318303	099257-005-D*			
			900,000	0	0.5	125	8040C005CSA	AL	NBR	120/60,110/50	00186					304079	099257-001-D*			
1 1/4	1 5/8	32	1,100,000	0	0.5	125	8214060CSA	AL	NBR	12/DC	21385	14.9	UL	●	●	316777	062691-001-D*	4.3		
			1,730,000	0	5	125	JB8214060CSA	AL	NBR	120/60,110/50	03153	20.0	UL	●	●	316429	099257-005-D*			
			1,730,000	0	5	125	JB8214060CCSA	AL	NBR	120/60,110/50	21298					318303	099257-005-D*			
			1,730,000	0	5	125	JB8214060VICSA	AL	NBR	120/60,110/50	21293					318303	099257-005-D*			
1 1/2	1 5/8	55	1,900,000	0	5	125	JB8214070CSA	AL	NBR	120/60,110/50	03154					20.0	UL	●	●	316429
			1,900,000	0	5	125	JB8214070VICSA	AL	NBR	120/60,110/50	21294	318303	099257-005-D*							
2	2 3/32	60	2,800,000	0	5	125	JB8214080CSA	AL	NBR	120/60,110/50	03155	20.0	UL	●	●	316430	099257-005-D*	6.3		
			2,800,000	0	5	125	JB8214080VICSA	AL	NBR	120/60,110/50	21295					318328	099257-005-D*			
2 1/2	3	104	5,765,500	0	5	125	JB8214090CSA	AL	NBR	120/60,110/50	03156	28.2	UL	●	●	316828	206409-011-D*	13.0		
3	3	105	5,796,000	0	5	125	JB8214040CSA	AL	NBR	120/60,110/50	03157	28.2	UL	●	●	316828	206409-011-D*	14.0		
2/2 Normally Open																				
1/2	3/4	4.4	206,250	0	5	125	8214G023	AL	NBR	120/60,110/50	21050	17.1	UL	-	●	316234	238610-132-D*	2.0		
3/4	3/4	5.1	247,500	0	5	125	8214G033	AL	NBR	120/60,110/50	21051	17.1	UL	-	●	316234	238610-132-D*			
	1	1 5/8	11	659,000	0	5	125	JB8214037CSA	AL	NBR	120/60,110/50	03184	20	UL	-	●	316728	099257-005-D*		
1 1/4	1 5/8	21	1,179,000	0	5	125	JB8214053CSA	AL	NBR	120/60,110/50	03185	20	UL	-	●	316728	099257-005-D*	4.3		
1 1/4	1 5/8	32	1,538,000	0	5	125	JB8214063CSA	AL	NBR	120/60,110/50	03186	20	UL	-	●	316728	099257-005-D*			
2/2 Normally Closed Manual Reset (Free Handle)																				
3/4	1 5/8	13	717,000	0	25	125	8044B001CSA	AL	NBR	120/60,110/50	03015	20	UL	●	●	304093	099257-005-D*	4.3		
1	1 5/8	22	1,170,000	0	25	125	8044A002CSA	AL	NBR	120/60,110/50	03016	20	UL	●	●	304093	099257-005-D*			



Combustion 2/2 NC Electro-Hydraulic 1" - 2 1/2"

Pipe Size (ins.)	CV Flow	Operating Pressure Differential (psi) Fuel Gas		Max Fluid Temp. °F	Valve Catalog Number and Order Code	Body Material	Sealing Material	Approx. shipping weight (lbs.)	Actuator Catalog Number	Voltage	Type of Operation	Actuator Ordering Code	VA	Approvals			Approx Shipping Weight (lbs.)					
		Min.	Max.											UL	FM	CSA						
2/2 Normally Closed																						
1	17	0	15	150	V710FASV22	AL	NBR	4.5	AH2D102S4	120/50-60	Slow Opening	AH2D102S4	220	○	●	●	1.9					
									AH2D112S4	120/50-60	Fast opening	AH2D112S4	220									
									AH4D112S4	120/50-60	Low/High/Off	AH4D112S4	220									
1 1/4	25	0	15	150	V710GASV22	AL	NBR	4.5	AH2D102S4	120/50-60	Slow Opening	AH2D102S4	220	○	●	●		1.9				
									AH2D112S4	120/50-60	Fast opening	AH2D112S4	220									
									AH4D112S4	120/50-60	Low/High/Off	AH4D112S4	220									
1 1/2	30	0	15	150	V710HASV22	AL	NBR	4.5	AH2D102S4	120/50-60	Slow Opening	AH2D102S4	220	○	●	●			1.9			
									AH2D112S4	120/50-60	Fast opening	AH2D112S4	220									
									AH4D112S4	120/50-60	Low/High/Off	AH4D112S4	220									
2	64	0	10	150	V710JASV15	AL	NBR	13	AH4D112S4	120/50-60	Linear	AH4D112S4	220	○	●	●	1.9					
									V710JASV22	AL	NBR	AH4D112S4	120/50-60							Linear	AH4D112S4	220
									AH2D102S4	120/50-60	Fast opening	AH4D112S4	220							○	●	●
2 1/2	64	0	10	150	V710KASV22	AL	NBR	13	AH2D102S4	120/50-60	Slow Opening	AH2D102S4	220	○	●	●		1.9				
									AH2D112S4	120/50-60	Fast opening	AH2D112S4	220									
									AH4D112S4	120/50-60	Low/High/Off	AH4D112S4	220									
3	92	0	10	150	V710LASV22	AL	NBR	13	AH2D102S4	120/50-60	Slow Opening	AH2D102S4	220	○	●	●			1.9			
									AH2D112S4	120/50-60	Fast opening	AH2D112S4	220									
									AH4D112S4	120/50-60	Low/High/Off	AH4D112S4	220									

Combustion 2/2 NC Electro-Hydraulic 1/2" - 3"

Pipe Size (ins.)	Cv Flow	Operating Pressure Differential (psi) Natural Gas		Max. Fluid Temp. °F	Catalog Number	Body Material	Sealing Material	Valve and Actuator Order Code	Replacement Actuator	Voltage	Type of Operation	Approvals			Approx. Shipping Weight (lbs.)
		Min. Press.	Max. Press.									UL	FM	CSA	
2/2 Normally Closed Assembled Valves and Actuators															
3	320	0	8	150	H117AL112F1	IRON	NBR	H117AL112F1	H10A620B5F1	120/50-60	Slow opening	○	●	●	105
					H117AL112A209	IRON	NBR	H117AL112A209	H10A620B5F1F26	120/50-60	Slow opening	○	●	●	110
Actuator for Damper Control															
-	-	-	-	150	H11A321B5F1	-	-	-	H11A321B5F1	120/50-60	Push Type	-	-	-	14

Pipe Size (ins.)	Cv Flow	Operating Pressure Differential (psi) Fuel Oil		Max. Fluid Temp. °F	Valve Catalog Number	Body Material	Seal Material	Voltage	Valve Catalog Number and Order Code	VA	Approvals			Approx. Shipping Weight (lbs.)
		Min.	Max.								UL	FM	CSA	
2/2 Normally Closed														
1/2	4	0	300	267	HOV1A302T171	BZ	PTFE	120/50-60	HOV1A302T171	150	○	●	●	12
3/4	5	0	300	267	HOV1A307T171	BZ	PTFE	120/50-60	HOV1A307T171	150	○	●	●	
3/2 Normally Closed														
1/2	2.5	0	300	267	HOV13A162T171	BZ	PTFE	120/50-60	HOV13A162T171	150	○	●	●	13

Cable Release 2/2 NC 3/4" - 2 1/2"

Pipe Size (ins.)	Orifice (ins.)	Cv Flow	Operating Pressure Differential (psi) Fuel Gas		Max. fluid Temp. °F	Valve Catalog Number	Body Material	Sealing Material	Voltage	Valve Order Code	Wattage	Approvals		Rebuild kit	Approx. Shipping Weight (lbs.)
			Min.	Max.								UL	Rebuild kit		
2/2 Normally Closed															
3/4	3/4	6.5	0	5	132	HV216585-001	AL	NBR	-	00092	-	○	-	2.3	
1	1 5/8	24	0	5	132	HV216585-002	AL	NBR	-	00093	-	○	-	3.8	
1 1/4	1 5/8	34	0	5	132	HV216585-003	AL	NBR	-	00094	-	○	-	3.8	
1 1/2	1 5/8	38	0	5	132	HV216585-004	AL	NBR	-	00095	-	○	-	3.8	
2	2 3/32	54	0	5	132	HV216585-005	AL	NBR	-	00096	-	○	-	5.8	
2 1/2	3	110	0	5	132	HV216585-006	AL	NBR	-	00097	-	○	-	12	

Fuel Oil 2/2 NC, 3/2 NC 3/8" - 1/2"

Pipe Size (ins.)	Orifice (ins.)	Cv Flow	Operating Pressure Differential (psi)		Max. Fluid Temp. °F	Valve Catalog Number	Body Material	Sealing Material	Voltage	Valve Order Code	Wattage	Approvals			Rebuild Kit Order Code	Replacement Coil Order Code	Approx. Shipping Weight (lbs.)	
			Max.									UL	FM	CSA				
			#2 Fuel Oil @ 60 SSU, #4 Fuel Oil @ 300 SSU	#5 or Heated #6 Fuel Oil up to 5000 SSU														
2/2 Normally Closed																		
3/8	1/4	1.2	0	110	100	225	JB8266D023L	BR	SS	120/60,110/50	21692	15.4	○	●	●	304099-L	099257-001-D*	3.0
1/2	1/4	1.2	0	110	100	225	8266D069V	BR	FKM	120/60,110/50	01118	15.4	○	●	●	304099-V	099257-001-D*	
	5/16	1.8	0	70	70	225	JB8266D077L	BR	SS	120/60,110/50	21693	15.4	○	●	●	304101-L	099257-001-D*	
3/2 Normally Closed																		
1/2	1/4	1	0	100	-	265	8377 009	BR	NBR	120/60,110/50	02881	15.4	●	●	●	304108	099257-001-D*	4.0

Fuel Oil 2/2 NC 1/4"

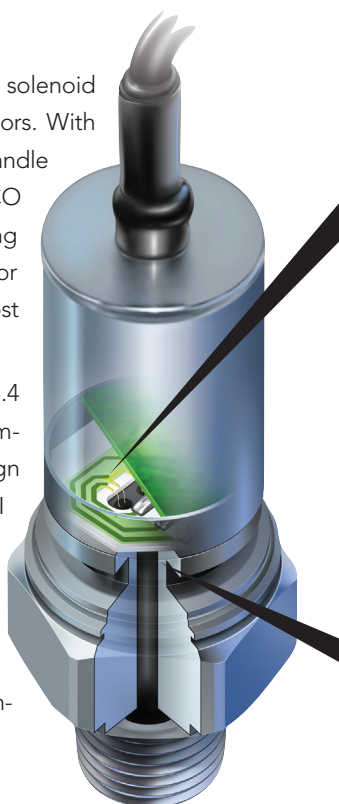
Pipe Size (ins.)	Orifice (ins.)	Cv Flow	Operating Pressure Differential (psi)		Max. Fluid Temp. °F	Valve Catalog Number	Body Material	Sealing Material	Voltage	Valve Order Code	Wattage	Approvals			Rebuild Kit Order Code	Replacement Coil Order Code	Approx. Shipping Weight (lbs.)	
			Max.									UL	FM	CSA				
			#2 Fuel Oil @ 60 SSU	#4 Fuel Oil @ 300 SSU														
2/2 Normally Closed																		
1/4	3/32	0.17	0	450	280	180	8262G021V	BR	FKM	120/60,110/50	21559	9.1	○	●	●	302018-V	238210-132-D*	2.4
	5/32	0.5	0	145	145	180	EF8262G220V	SS	FKM	120/60,110/50	21747	10.1	○	●	●	304352-V	238614-032-D*	
				100	100	200	8262G208V	BR	FKM	120/60,110/50	20474	10.1	○	●	●	304354-V	238610-032-D*	
	7/32	0.72	0	100	100	180	EF8262G226V	SS	FKM	120/60,110/50	20492	10.1	○	●	●	304352-V	238614-032-D*	
				0.85	0	50	40	180	8262G013V	BR	FKM	120/60,110/50	21127	6.1	○	●	●	
	9/32	0.88	0	90	90	180	EF8262G230V	SS	FKM	120/60,110/50	21117	17.1	○	●	●	304352-V	238614-132-D*	

ASCO® Sensors

ASCO, the leader in the design and manufacture of solenoid valves, now offers a complete line of Pressure Sensors. With pressure ratings up to 10,000 PSI and the ability to handle rugged applications like steam and refrigeration, ASCO Pressure Sensors will satisfy your most demanding needs. The ASCO Pressure Sensor line is suitable for accurately measuring many process fluids in the most demanding, pulsating, and vibrating environments.

The one piece pressure cavity is machined from 17.4 PH stainless steel, which offers no fuel source for contamination of the process fluid or the sensor. This design provides the stability, accuracy, flexibility, and EMI resistance that your process needs. This single, machined, pressure cavity will also enable you to fill a large variety of applications by standardizing on fewer sensors as well as reducing your inventory.

ASCO Pressure Sensors demonstrate ASCO's commitment to the most reliable flow control solutions.



Sensing Element

- Sensor elements adhered with inorganic material to provide low drift repeatable signal.
- Sensor technology provides high sensitivity permitting thicker cavities.
- MEM's technology.
- Wide operating temperature range.
- Ranges up to 10, 000 PSI.
- Rugged construction design for harsh environments.

No Leak Path Design

- Pressure cavity is one piece (17.4 PH Stainless Steel) construction.
- Pressure sensing surface is integral to body, no separate diaphragm.
- Excellent isolation, over pressure and burst characteristics.
- No fill fluids utilized.

For detailed information go to the Get Literature section at www.ascovalve.com.



Dust collector valves are high-flow, fast operating valves designed for use in dust collector systems.

- Integral pilot constructions contain solenoids for local control
- Remote constructions require a separate pilot solenoid valve
- Dust Collector Pilot Boxes are designed for multiple remote pilot valves to be conveniently wired and protected from the environment



Dust Collector 2/2 NC 1/8" - 1 1/2"

Pipe Size (ins.)	Orifice (ins.)	Cv Flow	Operating Pressure Differential (psi)		Max. Fluid Temp. °F	Valve Catalog Number	Body Material	Sealing Material	Voltage	Valve Order Code	Wattage	Approvals		Rebuild Kit Order Code	Replacement Coil Order Code	Approx. Shipping Weight (lbs.)
			Min.	Max. Air								UL	FM			
2/2 Normally Closed Integral Pilot Main Pulse Valves Inline																
3/4	3/4	16	5	125	125	8353G226	AL	HYTREL	120/60,110/50	21530	6.1	-	-	132064	238210-032-D*	2.3
1	1 1/8	20	5	125	150	8353G041	AL	HYTREL	120/60,110/50	21005	6.1	-	-	316563	238210-032-D*	2.5
1 1/2	2	53	5	125	150	8353J039	AL	HYTREL	120/60,110/50	21542	10.1	-	-	322108	238610-032-D*	4.3
2/2 Normally Closed Integral Pilot Main Pulse Valves with Compression Fittings																
3/4	3/4	15	5	125	150	8353G052	AL	HYTREL	120/60,110/50	21017	6.1	-	-	316563	238210-032-D*	2.7
1	1 1/8	20	5	125	150	8353G053	AL	HYTREL	120/60,110/50	21025	6.1	-	-	316563	238210-032-D*	2.9
2/2 Normally Closed Remote Pilot Main Pulse Valves Inline																
3/4	3/4	10.5	5	125	185	8353C004	AL	NBR	-	02070	-	-	-	096875	-	1.5
						8353C033	AL	NBR	-	02071					-	
1	1 1/8	20	5	125	150	8353C035	AL	HYTREL	-	02073	-	-	-	200262	-	1.7
1 1/2	2	53	10	125	150	8353H038	AL	HYTREL	-	21539	-	-	-	276886	-	3.5
2/2 Normally Closed Remote Pilot Main Pulse Valves with Compression Fittings																
3/4	3/4	15	5	125	150	8353055	AL	HYTREL	-	02827	-	-	-	200262	-	1.5
1	1 1/8	20	5	125	150	8353056	AL	HYTREL	-	02828	-	-	-	200262	-	2.9
1 1/2	2	50	10	125	150	8353A057	AL	HYTREL	-	21538	-	-	-	276886	-	3.8
2/2 Normally Closed Pilot Valves																
1/8	1/8	0.34	0	155	180	X8262C002-13200	BR	NBR	120/60,110/50	00951	8.1	-	-	308047	099216-001-D*	2.3
				125	180	PSF8262C002	BR	NBR	120/60,110/50	00955	6	-	-	302014	204558-001-*	
				125	180	USF8257A001	BR	NBR	120/60,110/50	03256	10	-	-	-	-	

Dust Collector Pilot Boxes 2/2 NC 1/8"

No. of Valves	Operating Pressure Differential (psi.)		Max. Fluid Temp. °F	Catalog Number	Voltage	Pilot Box Order Code	Wattage	Approvals	Replacement Pilot Valve Order Code	Replacement coil Order Code	Approx. Shipping Weight (lbs.)
	Min.	Max.									
2/2 Normally Closed											
4	0	150	180	125468-004	120/60, 110/50	125468-004-01	6.0	CSA	00955	204558-001	9.2
5	0	150	180	125468-005	120/60, 110/50	125468-005-01	6.0	CSA	00955	204558-001	9.7
6	0	150	180	125469-006	120/60, 110/50	125469-006-01	6.0	CSA	00955	204558-001	11.1
8	0	150	180	125469-008	120/60, 110/50	125469-008-01	6.0	CSA	00955	204558-001	13.2
12	0	150	180	125470-012	120/60, 110/50	125470-012-01	6.0	CSA	00955	204558-001	16



ASCO Scientific AL and AM Series valves are micro-miniature general service valves designed to control the flow of non-corrosive liquids and gases.

- Two way (2/2) Normally Closed (opens when energized)
- Three way (3/2) Universal (can function as NC, NO, diverter of 1 fluid, or selector of 2 fluids) operation.
- Small size (.75" dia. x 1.5" height), Reduced power, Long life
- Sized with #10-32 UNF thread or Male #10-32 UNF mounting stud

Micro-Miniature

Pipe Size	Orifice (ins.)	Cv Flow	Maximum Pressure (psi)	Body Material	Sealing Material	Valve Catalog Number and Order Code	Voltage	Watt Rating @ 20°C	Approx. Shipping Weight (oz.)
2/2 Normally Closed - Inline									
#10-32 UNF	0.025	0.015	110	POM	FKM	AL1124	24/DC	0.65	1.3
						AL1112	12/DC	0.65	
	0.055	0.038	50	POM	FKM	AL2124	24/DC	0.65	
						AL2112	12/DC	0.65	
						AL3124	24/DC	2.0	
						AL3112	12/DC	2.0	
0.090	0.07	30	POM	FKM	AL4124	24/DC	2.0		
					AL4112	12/DC	2.0		
3/2 Universal Operation - Inline									
#10-32 UNF	0.025/0.025	0.015/0.013	110	POM	FKM	AL1324	24/DC	0.65	1.3
						AL1312	12/DC	0.65	
	0.055/0.048	0.038/0.033	50	POM	FKM	AL2324	24/DC	0.65	
						AL2312	12/DC	0.65	
						AL3324	24/DC	2.0	
						AL3312	12/DC	2.0	
	0.090/0.078	0.07/0.06	30	POM	FKM	AL4324	24/DC	2.0	
						AL4312	12/DC	2.0	



Mounting Stud	Orifice (ins.)	Cv Flow	Maximum Pressure (psi)	Body Material	Sealing Material	Valve Catalog Number and Order Code	Voltage	Watt Rating @ 20°C	Approx. Shipping Weight (oz.)
2/2 Normally Closed - Manifold Mount									
#10-32 UNF	0.025	0.015	110	POM	FKM	AM1124	24/DC	0.65	1.3
						AM1112	12/DC	0.65	
	0.055	0.038	50	POM	FKM	AM2124	24/DC	0.65	
						AM2112	12/DC	0.65	
						AM3124	24/DC	2.0	
						AM3112	12/DC	2.0	
0.090	0.07	30	POM	FKM	AM4124	24/DC	2.0		
					AM4112	12/DC	2.0		
3/2 Universal Operation - Manifold Mount									
#10-32 UNF	0.025/0.025	0.015/0.013	110	POM	FKM	AM1324	24/DC	0.65	1.3
						AM1312	12/DC	0.65	
	0.055/0.048	0.038/0.033	50	POM	FKM	AM2324	24/DC	0.65	
						AM2312	12/DC	0.65	
						AM3324	24/DC	2.0	
						AM3312	12/DC	2.0	
	0.090/0.078	0.07/0.06	30	POM	FKM	AM4324	24/DC	2.0	
						AM4312	12/DC	2.0	



ASCO Scientific 462 Series valves are micro-miniature inert isolation valves designed to control the flow of corrosive or high purity fluids.

- Three way (3/2) Universal (can function as NC, NO, diverter of 1 fluid, or selector of 2 fluids) operation
- PEEK, PTFE, and Kalrez (Dupont Trademark) wetted materials only


Pipe Size	Orifice (ins.)	Cv Flow	Body Material	Maximum Pressure (psi)	Valve Catalog Number and Order Code	Voltage	Watt Rating @ 20°C	Approx. Shipping Weight (oz.)
3/2 Universal Operation								
1/4 - 28 UNF Flat Bottom	0.062	0.034	PEEK	30	462312PF24	24/DC	2.8	3.2
					462312PF12	12/DC	2.8	





Pressure and Temperature switches and transducers are designed to control other devices electrically based on pressure and temperature input. Pressure switches can come in various configurations such as:

- Adjustable deadband (independent adjustable set and reset points) pressure switch operation.
- Fixed deadband (adjustable set points and fixed reset points) pressure switch operation
- Two-stage fixed deadband (2 independent switches with adjustable set points and fixed reset points) pressure switch operation
- Limited adjustable deadband (adjustable set and reset points over a defined limited deadband) pressure and temperature switch operation
- Temperature switches use a sealed chemical system to actuate the switch based on temperature changes
- H Series miniature pressure switches 1/8" to 1/4"
- P Series midsize pressure and temperature switches 1/4" to 1/2"
- S Series industrial grade pressure switches 1/4"



H Series Pressure Switches 1/8" - 1/4"

Pipe Size (ins.)	Adjustable Operating Range (psi)	Deadband Range (psi)	Proof Pressure (psi)	Catalog Number and Ordering Code	Type of Operation	Approx. Shipping Weight (lbs.)
Adjustable Deadband						
1/8	4-12	1.6	250	HB46A215	Open Frame	0.8
	4-12	3.0	250	HB46A215L		
	8-25	1.8	250	HB36A215		
	8-25	3.6	250	HB36A215L		
	35-80	3.5	250	HB16A215		
	20-50	2.4	250	HB26A215		
	40-120	7.0	250	HC26A215		
	80-100	10.0	250	HC16A215		
1/4	4-12	1.6	250	HB40A214	General Purpose Enclosure	1.6
				HB46A214	Open Frame	0.8
	8-25	1.8	250	HB30A214	General Purpose Enclosure	1.6
				HB36A214	Open Frame	0.8
	35-80	3.5	250	HB16A214		
	20-50	2.4	250	HB26A214		
	40-120	7.0	250	HC20A214	General Purpose Enclosure	1.6
				HC26A214	Open Frame	0.8

P Series Pressure Switches 1/4"

Transducer Pipe Size (ins.)	Switch Pressure Operating Range (psi)	Proof Pressure (psi)	Minimum Deadband (psi)	Separation Range (psi)	Enclosure Type	Pressure Switch Catalog Number and Order Code	Approx. Shipping Weight (lbs.)	Transducer Part Number and Order Code					Approx. Shipping Weight (lbs.)		
								Air or Gas	Air, Gas, or Oil	Water, Air, Oil, or Gas	Corrosive Fluids				
								Nylon & NBR	AL & NBR	BR & NBR	All 316 SS	316 SS & FKM			
Adjustable Deadband															
1/4	2-18	60	1.8	-	GP	PA20A	2	-	RD20A11	RD20A21	-	-	1.0		
						PA20A	2	-	RE20A11	-	-	-			
	6-60	150	5.4	-	OF	PA16A	1.3	RE10A71	-	RE10A21	-	-			
						PA10A	2	RE10A71	-	RE10A21	-	-			
						PA11B	2.5	RE10A71	-	RE10A21	-	-			
	10-100	200	9	-	OF	PA16A	1.3	RF10A71	RF10A11	RF10A21	RF10A44	RF10A42			
						GP	PA10A	2	RF10A71	RF10A11	RF10A21	RF10A44		RF10A42	
						WT	PA11B	2.5	RF10A71	RF10A11	RF10A21	RF10A44		RF10A42	
	20-200	400	18	-	OF	PA16A	1.3	-	RG10A11	RG10A21	-	-			
						GP	PA10A	2	-	RG10A11	RG10A21	-		-	
						WT	PA11B	2.5	-	RG10A11	RG10A21	-		-	
	40-400	500	36	-	OF	PA16A	1.3	-	-	RJ10A21	-	-			
						GP	PA10A	2	-	-	RJ10A21	-		-	
						WT	PA11B	2.5	-	-	RJ10A21	-		-	
Fixed Deadband															
1/4	30"HG-14	50	1"HG	-	GP	PB26A	2	-	-	RV24A21	-	-	1.0		
						WT	PB21B	2.5	-	-	RV24A21	-		-	
	0-9	60	.4	-	OF	PB36A	1.3	-	-	RD30A21	-	-			
						WT	PB31B	2.5	-	-	RD30A21	-		-	
						GP	PB20A	2	-	RD20A11	RD20A21	-		-	
	2-18	60	.4	-	GP	PB21B	2	-	RD20A11	RD20A21	-	-			
						OF	PB26A	1.3	-	RD20A11	RD20A21	-		-	
						OF	PB36A	1.3	-	-	-	RE30A44		-	
	100	.6	-	-	OF	PB36A	1.3	-	-	-	RE30A44	-			
						WT	PB31B	2.5	-	-	-	RE30A44		-	
						GP	PB20A	2	-	RE20A11	-	-		-	
	4-36	150	.7	-	GP	PB21B	2	-	RE20A11	-	-	-			
						OF	PB26A	1.3	-	RE20A11	-	-		-	
						OF	PB16A	1.3	RE10A71	-	RE10A21	-		-	
	6-60	150	.9	-	GP	PB10A	2	RE10A71	-	RE10A21	-	-			
						WT	PB11B	2.5	RE10A71	-	RE10A21	-		-	
						OF	PB16A	1.3	RF10A71	RF10A11	RF10A21	RF10A44		RF10A42	
	10-100	200	1.5	-	GP	PB10A	2	RF10A71	RF10A11	RF10A21	RF10A44	RF10A42			
						WT	PB11B	2.5	RF10A71	RF10A11	RF10A21	RF10A44		RF10A42	
						OF	PB16A	1.3	-	RG10A11	RG10A21	-		-	
	20-200	400	3.0	-	GP	PB10A	2	-	RG10A11	RG10A21	-	-			
						WT	PB11B	2.5	-	RG10A11	RG10A21	-		-	
						OF	PB16A	1.3	-	-	RJ10A21	-		-	
	40-400	500	6	-	GP	PB10A	2	-	-	RJ10A21	-	-			
						WT	PB11B	2.5	-	-	RJ10A21	-		-	
						OF	PB26A	1.3	-	-	RL20A21	-		-	
	60-600	2000	12	-	GP	PB20A	2	-	-	RL20A21	-	-			
						WT	PB21B	2.5	-	-	RL20A21	-		-	
						Two-Stage Fixed Deadband									
	1/4	4-36	150	2.0	3.6	WT	PC21B	2.5	-	RE20A11	-	-		-	1.0
GP							PC10A	2	RE10A71	-	RE10A21	-	-		
6-60		150	2.4	6.0	WT	PC11B	2.5	RE10A71	-	RE10A21	-	-			
						GP	PC10A	2	RF10A71	RF10A11	RF10A21	RF10A44	RF10A42		
10-100		200	4	10	WT	PC11B	2.5	RF10A71	RF10A11	RF10A21	RF10A44	RF10A42			
						GP	PC10A	2	-	RG10A11	RG10A21	-	-		
20-200		400	8	20	WT	PC11B	2.5	-	RG10A11	RG10A21	-	-			
						GP	PC10A	2	-	-	RJ10A21	-	-		
40-400	500	16	40	WT	PC11B	2.5	-	-	RJ10A21	-	-				
					GP	PC10A	2	-	-	RJ10A21	-	-			
60-600	2000	30	60	WT	PC21B	2.5	-	-	RL20A21	-	-				
Limited Adjustable Deadband															
1/4	100-1000	5000	65-100	-	OF	PG16A	1.3	-	-	RL10A21	-	-	1.0		
						GP	PG10A	2	-	-	RL10A21	-		-	
	600-6000	9000	300-500	-	OF	PG16A	1.3	-	-	-	-	RQ10B42			
						GP	PG10A	2	-	-	-	-		RQ10B42	



S Series Pressure Switches 1/4"

Pipe Size (ins.)	Adjustable Switch Operating Range (psi)	Proof Pressure (psi)	Minimum Deadband (psi)	Separation Range (psi)	Enclosure Type	Pressure Switch Catalog Number and Ordering Code	Approx. Shipping Weight (lbs.)	Transducer Part Number and Order Code			Approx. Shipping Weight (lbs.)
								Air, Gas, or Oil	Water, Air, Oil, or Gas	Corrosive Fluids	
								AL & NBR	BR & NBR	All 316 SS	
Adjustable Deadband											
1/4	1.0-18	100	1.1	-	GP	SA20D	3	TD20A11	-	-	1.0
					WT	SA21D	3	TD20A11	-	-	
	1.5-36	150	2.2	-	GP	SA20D	3	TE20A11	-	-	
					WT	SA21D	3	TE20A11	-	-	
	2-60	150	3.6	-	GP	SA10D	3	-	TE10A21	-	
					WT	SA11D	3	-	TE10A21	-	
					EF	SA12D	3.5	-	TE10A21	-	
	3-100	200	6.0	-	GP	SA10D	3	TF10A11	TF10A21	TF10A44	
					WT	SA11D	3	TF10A11	TF10A21	TF10A44	
					EF	SA12D	3.5	TF10A11	TF10A21	TF10A44	
	6-200	400	12	-	GP	SA10D	3	-	TG10A21	-	
					WT	SA11D	3	-	TG10A21	-	
EF					SA12D	3.5	-	TG10A21	-		
Fixed Deadband											
1/4	2-60	150	1.5	-	EF	SB12D	3.5	-	TE10A21	-	1.0
					WT	SB11D	3	TF10A11	TF10A21	TF10A44	
	3-100	200	2.5	-	EF	SB12D	3.5	TF10A11	TF10A21	TF10A44	
					WT	SB11D	3	-	TG10A21	-	
6-200	400	5.0	-	EF	SB12D	3.5	-	TG10A21	-		
				Two-Stage Fixed Deadband							
1/4	2-60	150	2.2	6	WT	SC11D	3	-	TE10A21	-	1.0
	3-100	200	3.5	10	WT	SC11D	3	TF10A11	TF10A21	TF10A44	
	6-200	400	7.0	20	WT	SC11D	3	-	TG10A21	-	
Manual Reset on Decreasing Pressure											
1/4	2-60	150	3.6	-	GP	SD10D	3	-	TE10A21	-	1.0
	3-100	200	6.0	-	GP	SD10D	3	TF10A11	TF10A21	TF10A44	
	6-200	400	12	-	GP	SD10D	3	-	TG10A21	-	

P Series Temperature Switches 1/2"

Pipe Size (ins)	Adjustable Operating Range °F	Rated Overrange Temp °F	Deadband Type	Deadband Range °F	Temperature Switch Catalog Number and Order Code		Temperature Transducer Catalog Number and Order Code	
					Open Frame	General Purpose	Copper	316 SS
1/2	50-160	260	Limited Adjustable	6-12	PG16A	PG10A	KF10A1	-

Order Code	Description
PP03	P Series Mounting Bracket
QP01	Temperature Transducer 1/2" Brass S Union
QP07	Temperature Transducer 1/2" Stainless Steel (2) 1/2 UDW
RD40A11	P Series Replacement Pressure Transducer
SP02	S Series Pressure Switch Adjustment Nut Cover
TA31A11	S Series Replacement Pressure Transducer

How to Order P and S Series Pressure Switches

1. Review the operating specifications.
2. Select the Pressure Switch Order Code corresponding to the desired operation.
3. **Read across** and select the Transducer **Order Code** for the compatible fluid.
4. Pressure Switch and Transducer unit have to be ordered separately.
5. The third digit of each of the catalog numbers must be identical e.g., PA36A and RD30A11.

Components will ship separate; minor field assembly is required.

Filters, Regulators, and Combination Units are designed to regulate pressure and/or clean instrument air of particulate and moisture prior to the air reaching pneumatic equipment.

- Regulators maintain optimum system operating parameters
- Filters clean the air for extended pneumatic system component life and reduced operational downtime
- Size range of 1/8" to 1"



Filters

Series	Pipe Size (ins.)	Bowl Capacity (oz.)		Max. Flow @ 90 psi and 1 psi Drop (SCFM)	Max. Inlet Pressure (psi) @125°F	Filter Capacity (microns)	Min. Ambient Temp. °F	Max. Ambient Temp. °F	Bowl Material	Semi Automatic Drain With Bowl Protection	Approx. Shipping Weight (lbs.)
		Total	Useful							Catalog Number and Order Code	
Filter - 25 Micron with Bowl Protection											
105	1/8	0.90	0.32	31.4	150 ①	25	32	125	PC	342 25 215	1.0
107	1/8	1.61	0.39	36.4	150 ②	25	32	125	PC	342 04 013	
105	1/4	0.90	0.32	37.1	150 ①	25	32	125	PC	342 25 216	
107	1/4	1.61	0.39	51.2	150 ②	25	32	125	PC	342 04 014	
112	1/4	3.65	1.28	63.5	150 ②	25	32	125	PC	342 03 004	2.0
112	3/8	3.65	1.28	84.7	150 ②	25	32	125	PC	342 03 005	
112	1/2	3.65	1.28	84.7	150 ②	25	32	125	PC	342 03 006	4.0
150	3/4	17.6	5.90	441.3	175 ②	30	32	125	Metal	342 06 103	
150	1	17.6	5.90	476.6	175 ②	30	32	125	Metal	342 06 104	

① 175 psi @ 75°F Max. Ambient & Fluid Temperature. ② 230 psi @ 75°F Max. Ambient & Fluid Temperature.

Regulators

Series	Pipe Size (ins.)	Max. Flow @ 90 psi (CFM)	Max. Inlet Pressure (psi)	Pressure Control Range (psi)	Min. Ambient Temp. °F	Max. Ambient Temp. °F	Catalog Number and Order Code	Approx. Shipping Weight (lbs.)
Regulator - Self-Relieving Air Service								
105	1/8	19.4	175	7 - 120	32	125	342 25 019	1.0
107	1/8	24.7	230	7 - 145	15	140	342 04 035	
105	1/4	22.9	175	7 - 120	32	125	342 25 020	
107	1/4	45.9	230	7 - 145	15	140	342 04 036	
112	1/4	63.5	230	7 - 145	15	140	342 03 055	2.0
112	3/8	105.9	230	7 - 145	15	140	342 03 056	
112	1/2	105.9	230	7 - 145	15	140	342 03 057	5.0
150	3/4	388.3	230	7 - 175	32	140	342 06 111	
150	1	458.9	230	7 - 175	32	140	342 06 112	

Filter/Regulators

Series	Pipe Size (ins.)	Bowl Capacity (oz.)		Max. Flow @ 90 psi (CFM)	Max. Inlet Pressure (psi) @ 125°F	Pressure Control Range (psi)	Filter Capacity	Bowl Material	Min. Ambient Temp. °F	Max. Ambient Temp. °F	Semi Automatic Drain	Automatic Drain	Approx. Shipping Weight (lbs.)
		Total	Useful								Catalog Number and Order Code	Catalog Number and Order Code	
Filter/Regulator Combined - 25 Micron Filtration with Bowl Protector													
105	1/8	0.90	0.32	19.4	150 ②	7 - 120	25	PC	32	125	342 25 211 ③	-	1.0
107	1/8	1.61	0.39	24.7	150 ①	7 - 145	25	PC	32	125	342 04 178 ③	-	
105	1/4	0.90	0.32	22.9	150 ②	7 - 120	25	PC	32	125	342 25 212 ③	-	
107	1/4	1.61	0.39	45.9	150 ①	7 - 145	25	PC	32	125	342 04 179 ③	-	
112	1/4	3.65	1.28	63.5	150 ①	7 - 145	25	PC	32	125	-	342 03 138 ③	3.0
112	3/8	3.65	1.28	105.9	150 ①	7 - 145	25	PC	32	125	-	342 03 139 ③	
112	1/2	3.65	1.28	105.9	150 ①	7 - 145	25	PC	32	125	-	342 03 140 ③	6.0
150	3/4	17.6	5.90	388.3	175 ①	7 - 175	30	Metal	32	125	-	342 06 097 ③	
150	1	17.6	5.90	458.9	175 ①	7 - 175	30	Metal	32	125	-	342 06 098 ③	

① 230 psi @ 75°F Max. Ambient & Fluid Temperature. ② 175 psi @ 75°F Max. Ambient & Fluid Temperature. ③ Supplied with pressure gauge.



Accessories are flow control device accessories designed to optimize your flow control process.

- Flow Control devices – Limit volume of media flow
- Pipe Line Strainers – Prevent contaminant from flowing downstream
- Quick Exhaust/Shuttle Valves – High flow interim valve for faster air flow
- Check Valves – Prevent reverse direction media flow
- DIN Connectors – Used with ASCO DIN solenoids to reduce installation and maintenance time
- Electronic Timer – Electric signal control based on adjustable timing inputs
- Muffler – Exhaust noise suppression device and debris prevention

Adjustable Flow Control

Pipe Size (ins.)	Orifice Size (ins.)	Cv Flow Factor		Opening Pressure (psi)	Maximum Operating Pressure Differential (psi)	Max. Fluid Temp. °F	Catalog Number	Order Code
		Meter Flow	Free Flow		Air-Inert Gas, Water, and Light Oil			
Forged Brass Body								
1/4	3/8	.22	1.2	1	300	180	V022A001	00038
3/8	3/8	.90	1.4	1	300	180	V022 002	00035
1/2	7/16	1.2	2.6	1	300	180	V022 003	00036



Pipe Line Strainer

Pipe Size (ins.)	Cv Flow Factor	Screen Mesh Size	Total Free Hole Area (in. ²)	Particle Retention Size		Blow-Off Pipe Size (ins.)	Maximum Fluid Temp. °F	Safe Working Pressure (psi)	Catalog Number	Order Code
				Microns	Inches					
CA Body with Stainless Steel Strainer Element and NBR Seals										
①	.50	80x80	.116	178	.007	-	130	175	PKG8604 002	02160
Forged Brass Body with Stainless Steel Strainer Element and PTFE or FKM Seals ②										
1/4	1.7	60x60	.325	155	.0061	-	400	750	8600A002	02141
3/8	1.9	100x100	.35	140	.0055	-	400	750	8600A013	02142
1/2	2.6	100x100	.50	140	.0055	-	400	750	8600A014	02143
3/4	4.7	100x100	.75	140	.0055	-	400	750	8600A015	02144

① 1/4" OD compression fittings not supplied.



Quick Exhaust/Shuttle Valves

Pipe Size (ins.)	Cv Flow Factor		Opening Pressure (psi)	Maximum Operating Pressure Differential (psi)	Max. Air Temp. °F	Catalog Number	Body Material	Order Code
	Pressure to Cylinder	Cylinder to Exhaust						
1/4	0.8	1.0	5	125	125	V043 006	ZN	00044
1/4	2.0	2.0	5	125	125	V043 001	ZN	00039
3/8	3.5	4.5	5	125	125	V043 002	ZN	00040



Check Valves

Pipe Size (ins.)	Orifice Size (ins.)	Cv Flow Factor	Opening Pressure (psi)	Maximum Operating Pressure Differential (psi)	Max. Fluid Temp. °F	Catalog Number	Order Code
				Air-Inert Gas, Water, and Light Oil			
Forged Brass Body with NBR Disc							
1/4	9/32	.70	1	150	200	V012 001	00028
3/8	3/8	1.2	1	150	200	V012 002	00029
3/4	1/2	3.6	1	150	200	V012 004	00031



Din Connectors

Description	Orientation	Rotatable	Order Code
Size 11 mm, Form B			
1/2" conduit	Ground Down	180°	88122403
PG 9 cable gland ②	Ground Down	180°	88122404
PG 9 cable gland with LED/VDR 120/AC-DC	Ground Down	180°	88122407
Size 18 mm, Form A			
PG 11 cable gland	Ground Down	90°	88122602
PG 11 cable gland with LED/VDR 120/AC-DC	Ground Down	90°	88122605
6' leads with North American outlet plug	Ground Up	-	272852
PG 11 cable gland for ASCO Timer Drain Valve	Ground Up	90°	272873

② Available in 10 pack as order code 226061-001-*



Electronic Timer

Supply Voltage	Max. Current Consumption	Max. Ambient Temp. °F	Switch Capacity	Inrush Current Capacity	Repeat Accuracy	Scale Accuracy	Adjustable On Time	Adjustable Off Time	Catalog Number and Order Code
24-240V AC/DC 50/60 Hz	4 mA	122	1 Amp	10 Amps for 10 mSec	+/- 0.1%	+/- 10%	2 - 40 Sec	30 Sec to 45 Min	272839-001



Muffler

Pipe Size (ins.)	Body material	Catalog Number and Order Code
1/8	BR	264645-001
1/4	BR	264645-002
3/4	BR	264645-006



Prefix/Suffix Definitions

Prefix	
D	Shielded Core Design
EF	Explosionproof Enclosure
EV	Explosionproof Enclosure in Stainless Steel
HB	High Temperature Leaded Coil, Class H
HC	Battery Charging Circuits (125 or 250 DC), Class H
HT	High Temperature Leaded Coil, Class H
IS	Intrinsically Safe
J	Wiring Box
JB	Wiring Box with Leads
KF	Screw Terminals, Class F
OF	Open Frame Enclosure
P	Panel Mount
SC	DIN Enclosure (ISO 4400/DIN 43650), Class F (Class H High Temperature for 2, 11, 11.9, 17, and 22.9 watts)
SD	DIN Enclosure (ISO 4400/DIN 43650), Class F
SF	Spade Coil, Class F
SM	Spade Coil, Class B
SP	Spade Enclosure, Class F
SU	DIN Enclosure (ISO 4400/DIN 43650), High Temperature, Class H
U	Open Frame Enclosure
WB	Thermoplastic Encapsulated Watertight Junction Box
WT	Watertight Enclosure
X	Special Construction, varies with TPL number

Suffix	
B	LP Gas Service
C	Position Indication Switch
E	Ethylene Propylene (EPDM)
F	Valve Operation Type (Normally Closed)
HW	Hot Water Construction
L	Metal Seat
LT	Low Temperature Construction
M	Metered Flow Control
MO	Manual Operator, Momentary
MS	Manual Operator, Screw Type
N	Oxygen Service
P	Dry Gas, Non-Lubricated Air
Q	Long Life, Quiet Design
R	Resilient Seating
T	Polytetrafluorethylene (PTFE)
U	Valve Operation Type (Universal)
V	Fluorocarbon (FKM)
VH	Vacuum (High) Construction
VI	Visual Indicator
VM	Vacuum Service (Medium)

Coil Specifications

Maximum Ambient Temperature Ratings for ASCO Coils ①					
Wattage ③	UL Approved Class F Temp. °F	Design Limit Class F Temp. °F	UL Approved Class H Temp. °F	Design Limit Class H Temp. °F	UL Approved and Design Limit Type 7 & 9 Temp. °F ②
0.5	-	-	-	158	-
0.65	-	-	-	77	-
1.6	122	122	-	-	-
2.0	-	-	-	158	-
2.5	140	140	-	-	-
3.0	125	125	-	-	-
5.9	125	125	-	-	-
6.0	-	-	125	125	-
6.1	125	245	140	284	140
6.3	135	135	-	-	104
6.5	104	104	-	-	-
6.9	77	77	-	-	104
9.1	125	173	-	-	-
10.0	140	140	-	-	-
10.1	125	245	140	284	140
11.2	140	140	-	-	-
10.6	125	125	-	-	104
11.6	104	104	-	-	104
12.0	131	131	-	-	104
12.1	-	125	-	-	-
13.8	-	125	-	140	-
14.9	77	77	104	104	-
15.4	77	171	104	213	104
16.1	-	-	140	284	140
16.7	104	104	104	104	104
17.1	-	245	-	212	140
20.0	77	125	-	-	104
20.1	-	173	-	212	140
22.6	104	104	-	-	-
24.6	-	-	104	104	104
28.0	-	-	-	-	104
28.2	125	125	-	-	-
30.6	-	-	77	-	104

① Temperature ratings based on fluids at standard temperature.
 ② 104°F for Zone G.
 ③ For information on 0.44 and 1.4 watt valves please see Catalog 33A.

Abbreviations and Symbols

Abbreviation Descriptions	
AL	Aluminum
BR	Brass
BZ	Bronze
CA	Acetal, Celcon, Delrin
EPDM	Ethylene Propylene
FKM	Fluorocarbon Elastomer
GP	General Purpose (Enclosure Type)
LED	Light Emitting Diode
NBR	Nitrile Butylene
NC	Normally Closed (Operation Type)
NO	Normally Open (Operation Type)
NPBR	Nickel Plated Brass
OF	Open Frame (Enclosure Type)
PA	Poly Amide
PA+FV	Glass Filled Poly Amide
PBT	Polybutylene Terephthalate
PC	Polycarbonate
PE	Polyethylene
PEEK	Polyetheretherketone
PL	Plastic
PTFE	Polytetrafluoroethylene
POM	Poly Oxymethylene
SPDT	Single Pole Double Throw (Mechanical Switch Type)
SS	Stainless Steel
U	Universal (Operation Type)
UNF	Unified National Fine (Thread type)
UR	Urethane
VDR	Varistor for Surge Suppression
WT	Watertight (Enclosure Type)
ZN	Zinc
○	UL Safety Shutoff
●	UL General Service
□	UI Recognized Solenoid

General Information on Elastomer Materials Frequently Used

NBR (Buna "N", Nitrile)

NBR is commonly referred to as a nitrile rubber and is the standard synthetic elastomer for accomplishing resilient-type seating or sealing in ASCO valves. It has excellent compatibility for most air, water, and light oil applications. It has a useful temperature range of 0°F to 180°F (-18°C to 82°C).

EPDM (Ethylene Propylene)

EPDM is selected for applications above the NBR temperature range, such as handling hot water and steam. Ethylene propylene has an extremely wide range of fluid compatibility, but has the distinct disadvantage that it cannot be used with petroleum-based fluids or contaminated fluids (such as lubricated air). It has a useful temperature range of -10°F to 300°F (-23°C to 149°C).

FKM (Viton*/Fluorel**, etc.)

FKM is a fluorocarbon elastomer primarily developed for handling such hydrocarbons as jet fuels, gasolines, solvents, etc., which normally cause detrimental swelling to NBR. FKM has a high temperature range similar to EPDM, but with the advantage of being somewhat more resistant to "dry heat." FKM has a wide range of chemical compatibility. It has a useful temperature range of 0°F to 350°F (-18°C to 177°C).

PTFE (Teflon*, Rulon)

PTFE, and PTFE with fillers are considered more a plastic than a resilient-type material. They are virtually unattacked by any fluid. Their temperature usage has ranged from discs for cryogenic valves to discs for steam valves. They are not easily fabricated and are known to have "cold flow" characteristics which may contribute to objectionable leakage, particularly on gases.

* DuPont Co. trademark

** 3M trademark